

Sam Houston State University Men's Basketball Facts

UNIVERSITY FACTS

Location Huntsville, Texas
 Enrollment 16,833
 Founded 1879
 President Dr. James F. Gaertner (Sam Houston State, 1965)
 Director of Athletics Bobby Williams (Rice, 1981)
 Nickname Bearkats
 Colors Orange and white
 National Affiliation NCAA Division I
 Conference Southland
 Coliseum Bernard Johnson (6,100, opened 1976)
 SHSU record at Johnson Coliseum Won 257, Lost 113

MEN'S BASKETBALL STAFF

Head Coach Bob Marlin (Mississippi State, 1981)
 Record at Sam Houston 225-130 (12 years)
 Overall Record 348-165 (17 years)
 Assistant Coach Jason Hooten (Tarleton State, 1993)
 Assistant Coach Neil Hardin (West Florida, 1995)
 Volunteer Assistant Darby Rich (Alabama, 1992)
 Basketball Operations ..Oderra Jones (Eastern Connecticut St., 2003)

MEN'S BASKETBALL TEAM INFORMATION

2008-09 Record Won 18, Lost 12
 2009 Southland Won 12, Lost 4 (West Division Champion)
 2009 Post Season Southland quarterfinals
 Lettermen Returning 8 of 12
 Starters Returning 3 of 5

MEN'S BASKETBALL PROGRAM HISTORY

First Basketball Season 1917-18
 First NCAA Division I Season 1987-88
 NCAA Division I Playoffs 2003 (First Round)
 NCAA Division II Playoffs 1986 (Regionals)
 Southland Conference Championships 2000, 2003
 Gulf Star Conference Championship 1986

Sam Houston Probable Lineup

Starters		Ht.	Wt.	Cl.	Pts	Reb.
G 1	Ashton Mitchell	5-11	175	Sr	12.7	2.6
G 10	Corey Allmond	6-1	180	Sr	15.9	2.4
F 11	Josten Crow	6-4	215	Jr	8.1	5.8
F 14	Gilberto Clavell	6-7	225	Jr	16.9	6.3
F 15	Preston Brown	6-6	220	Sr	9.0	5.3

Off The Bench		Ht.	Wt.	Cl.	Pts	Reb
F 25	Antuan Bootle	6-7	265	So	4.4	5.0
G 5	Drae Murray	5-10	145	So	4.3	1.7
G 21	Lance Pevehouse	6-2	190	Jr	6.0	4.1
C 24	Arthur Zulu	6-8	220	Sr	1.3	1.0
F 20	Aaron Thompson	6-9	200	Fr	2.3	1.6
F 24	Marco Cooper	6-7	190	So	1.5	1.9

BEARKATS IN THE NCAA TOURNAMENT

NCAA Division I 1R

2003 Tampa, FL Florida L 55-85

NCAA Division II Regionals

1986 Cape Girardeau, MO Delta St. L 59-61
 Abilene Christian L 60-73

Sam Houston State 2010 Men's Basketball Roster

No	Player	Pos.	Ht.	Wt.	Class	Hometown / High School (Previous College)
1	Ashton Mitchell	G	5-11	175	Sr-3L	New Orleans, LA / Saint Augustine HS
5	Drae Murray	G	5-10	145	So-1L	Huntsville, TX / Huntsville HS
10	Corey Allmond	G	6-1	180	Sr-1L	Oxon Hill, MD / Brandywine HS (Howard)
11	Josten Crow	F	6-4	215	Jr-2L	Houston, TX / Westfield HS (Naval Academy Prep)
14	Gilberto Clavell	F	6-7	225	Jr-Tr	Mayaguez, Puerto Rico / Florida Air Academy (Collin County)
15	Preston Brown	F	6-6	220	Sr-1L	Stringtown, OK / Stringtown HS (Cowley County)
20	Aaron Thompson	F	6-9	200	Fr-HS	Burkburnett, TX / Burkburnett HS
21	Lance Pevehouse	G	6-2	190	Jr-1L	League City, TX / Clear Creek HS (San Jacinto)
23	Marco Cooper	F	6-7	190	So-Tr	Freeport, Bahamas / Sagemont HS (Delaware)
24	Arthur Zulu	C	6-8	220	Sr-1L	Lusaka, Zambia / (Jacksonville College)
25	Antuan Bootle	C	6-7	265	So-1L	Freeport, Bahamas / Saint Thomas HS

Head Coach: Bob Marlin (Mississippi State, 1981)

Assistants: Neil Hardin (West Florida, 1995), Jason Hooten (Tarleton State, 1993), Oderra Jones (Eastern Conn St., 2003)

PRONUNCIATION GUIDE

Antuan Bootle - BOO tull
 Gilberto Clavell - Cuh VELL

Josten Crow - Joss ten
 Drae Murray - Dray

Lance Pevehouse - Pea vee house

Sam Houston returns to the Big Dance

KATS MAKE SECOND NCAA APPEARANCE

Sam Houston will be making its second NCAA Division I tournament appearance. The Bearkats won the 2010 State Farm Southland Conference Post-Season Classic with a victory over Stephen F. Austin State Saturday.

The Bearkats will be the No. 14 seed in the South Region. Sam Houston will play No. 3 seed Baylor.

Baylor and SHSU have played nine times in men's basketball with the Bears holding a 6-3 edge. But Sam Houston has won the pair's last two meetings with victories of 82-79 in 1996 and 81-84 in 2000 both in Waco. The victory in 2000 came in SHSU head coach Bob Marlin's second season at the Bearkat helm. That 2000 team went on to win the Southland Conference regular season title.

Sam Houston lost to Florida 85-55 in the 2003 NCAA Regional in Florida. The Bearkats moved up to the NCAA Division I level in 1986-87.



BEARKATS ARE REGULAR SEASON CHAMPIONS

Sam Houston won its third Southland regular season championship this season, rolling up a 14-2 record. Head Coach Bob Marlin's Bearkats also won the league in 2000 and 2003. The Kats lost in the semifinals of the 2000 Southland tournament but won the post-season event in 2003.

20-VICTORY SEASONS

Sam Houston is one of 52 NCAA Division I men's basketball teams that have rolled up 20-victory seasons in four of the last five years. Of those 52 teams, Sam Houston ranks 27th in winning percentage with a 109-46 (.703) record from 2006 to 2010.

During head coach Bob Marlin's tenure, Sam Houston has produced six 20-win seasons. Sam Houston's 25 wins this year surpasses the Kats' previous best of 23-7 in 2003 and 23-8 in 2008.

BEARKATS IN THE NCAA TOURNAMENT

NCAA Division I 1R

2003	Tampa, FL	Florida	L	55-85
------	-----------	---------	---	-------

NCAA Division II Regionals

1986	Cape Girardeau, MO	Delta St.	L	59-61
		Abilene Christian	L	60-73

SOUTHLAND CONFERENCE TOURNAMENT

1990	Monroe, LA - 1R	UT-Arlington	L	66-72
1994	Monroe, LA - 1R	Southwest Texas	L	56-65
1996	Shreveport, LA - 1R	UT-San Antonio	L	58-60
2000	Huntsville, TX - 1R	Nicholls St.	W	49-48
	Shreveport, LA - SF	Northwestern St.	L	64-70
2001	Huntsville, TX - 1R	UT-Arlington	W 2ot	103-98
	Shreveport, LA - SF	McNeese St.	L	82-99
2003	Huntsville, TX - Champions	McNeese St.	W	64-58
		Stephen F. Austin	W ot	69-66
2004	Nacogdoches, TX - 1R	Stephen F. Austin	L	53-85
2005	Huntsville, TX - 1R	McNeese St.	W	88-70
	Hammond, LA - SF	Southeastern LA	L	62-71
2006	Huntsville, TX - 1R	UT-Arlington	W 2ot	86-84
	Huntsville, TX - SF	Stephen F. Austin	W	78-72
	Natchitoches, LA - Finals	Northwestern St.	L	87-95
2007	Houston, TX - 1R	Lamar	L	98-99
2008	Katy, TX - SF	McNeese St.	W ot	64-62
		UT-Arlington	L	66-72
2009	Katy, TX - 1R	UT-San Antonio	L	74-83
2010	Katy, TX - 1R	Nicholls	W	62-57
	Katy, TX - SF	SE Louisiana	W	88-85
	Katy, TX - Champions	Stephen F. Austin	W	64-48

KATS WERE TWO ROAD OT LOSSES AWAY FROM PERFECT SOUTHLAND RECORD

The two losses in Sam Houston's 14-2 Southland record in 2010 both came in road overtime defeats. The Bearkats were five points away from going unbeaten.

UTSA won 91-90 in overtime in San Antonio, ending an 11-game winning streak. Texas State edged the Kats 101-97 in the regular season finale in San Marcos.

The 2010 Kats have shown the ability to win away from home. Sam Houston is 14-6 on the road or at neutral sites. That includes a tournament championship at the Cancun Challenge in Mexico and a 6-2 road record in Southland Conference play. Under head coach Bob Marlin, Sam Houston is 58-45 on the road in league action.

THE 2010 BEARKATS

The 2010 Southland Conference regular season champion Bearkats stand No. 16 in the NCAA Mid-Major rankings. The Kats led the Southland in scoring offense, scoring margin, assists, 3-pointers per game and assist/turnover ratio. The Kats are No. 2 in the Southland in field goal pct. and 3-point shooting. Sam Houston ranks among the top 50 teams in eight statistics, leading NCAA Division I men's basketball in assists (20.9) and are No. 4 in assist/TO ratio, No. 8 in treys per game and No. 10 in scoring offense.

THREE KATS NAMED ALL-SOUTHLAND

Senior guards Corey Allmond and Ashton Mitchell and junior forward Gilberto Clavell all were named All-Southland Conference this season. Allmond and Mitchell were first team selections and Clavell was a second team honoree.

Clavell was named as Southland Conference men's basketball "Newcomer of the Year." He is one of 10 NCAA Division I men's basketball players from Texas, Louisiana and Arkansas to receive NABC All-District VIII honors.

BOB MARLIN HONORED AS COACH OF YEAR

Sam Houston's Bob Marlin has been voted as Southland Conference Coach of the Year for 2010. Marlin has directed the Kats to the 2010 Southland regular season title and their sixth 20-plus victory season.

Marlin is a finalist for two major national awards, the 2010 Skip Prosser Award (which honors recipients who not only achieve success on the basketball court but who display moral integrity off of it as well) and the Hugh Durham Mid-Major Coach of the Year Award. He was named NABC District XXIII Coach of the Year.

TWO BEARKATS ALL-SOUTHLAND TOURNAMENT

After leading Sam Houston to its second Southland Conference post-season tournament championship, two Bearkats were selected to the SLC All-Tournament team.

Senior point guard Ashton Mitchell was named tournament "Most Valuable Player." Junior forward Gilberto Clavell was one of the five players named "All-Tournament."

In the three tournament victories, Mitchell averaged 17.0 points and 5.3 assists, going 7-for-17 (.412) from 3-point range. Clavell averaged 16.3 points and 4.7 rebounds.

DEFENSE A KEY FOR THE BEARKATS

When the Bearkats have played solid defense this season, success has followed. In Sam Houston's victories, the Kats have held opponents to 63.4 points and a field goal percentage of .395. In the Bearkats' losses, opponents have averaged 90.1 points and shot .541.

The Bearkats are 15-1 when they out-score their opponents in the second half and 20-1 when they out-rebound the other team.

HIGH-SCORING BACKCOURT DUO

Senior guards Corey Allmond and Ashton Mitchell comprise the highest scoring backcourt duo in the Sam Houston's 23 years at the NCAA Division I level.

The two players (who are roommates off the court) have combined for 28.6 points per game this season.

Allmond and Mitchell now both rank among Sam Houston's top 25 all-time leading scorers. Mitchell ranks No. 19 with 1,096 points in four years. Allmond stands No. 25 with 969 points in two years.

Allmond's 15.6 scoring average is the eighth highest career mark in Sam Houston men's basketball history. The senior guard has produced the two highest single season 3-point field totals in school history with 99 in 2009 and 94 this year.

Both were first team All-Southland Conference selections

and Mitchell was the Southland Tournament MVP. Allmond and Mitchell also were named to the NABC District XXIII All-Region team.

TWO DIFFERENCE MAKERS FOR 2010 TEAM

Junior forwards Gilberto Clavell and Josten Crow have been big difference makers for the Bearkats this year.

Clavell, a transfer from Collin County, is averaging 16.9 points and 6.3 boards. He has scored in double figures in 26 of the Bearkats' 32 games including three games with 30 or more points. He has been named Southland "Newcomer of the Year," is one of 10 players named to the USBWA All-District VIII honor squad, was selected All-Southland Tournament and was an NABC All-District XXIII selection.

Head coach Bob Marlin calls Crow the team's "glue" – the player who hold things together by doing the dirty work. The Houston Westfield product, in his first year as a starter after two seasons as a reserve, is second on the team in minutes played and rebounding.

Crow ranks No. 1 in the Southland and No. 2 in nationally in assist/turnover ratio. He was the Kats' leading rebounder in the Southland Tournament and scored the winning basket in the semifinal win over Southeastern Louisiana.

PRESTON BROWN EARNS ACADEMIC HONOR

Preston Brown, the fourth leading scorer and rebounder for the Sam Houston men's basketball team, has been named as a first team selection on the ESPN The Magazine Academic All-America Team 2010 All-District 6 honor squad.

The team is selected by vote of members of the College Sports Information Directors Association (CoSIDA) in the district which consists of NCAA teams from Texas, Louisiana, New Mexico, Mississippi, Alabama and Oklahoma.

The CoSIDA Academic All-America team is the official national academic honor squad recognized by the NCAA. Members of the All-District first team are eligible for selection to this year's CoSIDA Academic All-America national team.

Brown, a senior kinesiology major from Wichita, Ks., produced a 3.50 overall grade point average through his first three years of college.

THE BEARKAT BENCH

Sam Houston averages 20.1 bench points per game and depth has been a key factor for the Bearkats.

Sophomore point guard Drae Murray ranks No. 6 in the Southland in assists.

Junior guard Lance Pevehouse brings another 3-point shooting threat to the floor. Pevehouse has come up with several game-turning plays this year including a crucial tip-in late in the tournament first round victory over Nicholls and a 3-point basket that sparked a comeback from five points down with three minutes to play in the semifinals vs. Southeastern Louisiana.

Sophomore post player Antuan Bootle was the team's second-leading rebounder in Southland play before a foot injury sidelined him for the final seven games of the regular season. Bootle played in all three tournament contests.

WINNING STREAKS

The UTSA overtime loss ended an 11 game winning streak, Sam Houston's longest streak since the team moved up to the NCAA Division I level in 1987. The 2003 conference championship team rolled up 10 consecutive victories before the string was ended in a road game at Louisiana-Monroe.

The 1986 Bearkats ran off 20 consecutive victories on the way to a berth in the NCAA Division II regionals. The 1973 Sam Houston squad went 28-0 before falling in the second round of the NAIA National Tournament at Kansas City.

SAM HOUSTON OWNS 439-GAME TREY STREAK

Sam Houston State has hit at least one three-point basket in 439 consecutive games. That figure includes all the Kats' games under Bearkat head coach Bob Marlin. The last time Sam Houston did not hit a three-point basket in a game was on Feb. 9, 1995 against Southwest Texas State.

MARLIN HOLDS STRONG RECORD IN CLOSE GAMES

During Bob Marlin's 12 seasons as head coach at Sam Houston State, the Bearkats own a 62-39 record in games decided by six points or less.

Marlin owns a 138-70 record in Southland Conference play.

BEARKATS HAVE POSTED BIG WINS THIS SEASON

Sam Houston's non-conference victories this year include wins over Auburn, Oral Roberts, Rider and Florida International. The victory over Auburn was the Kats' first ever over a Southeastern Conference opponent. The wins over ORU and Rider earned Sam Houston the Mayan Division championship at the Cancun Challenge in Mexico during Thanksgiving week.

SECOND "WINNINGEST" TEAM IN TEXAS IN 21ST CENTURY

Since the new century began with the 1999-2000 season, the only NCAA Division I men's basketball program in Texas that has won more games than Sam Houston State has been the Texas Longhorns. UT has won 275 games in the 12 seasons since 2000 while the Bearkats have totaled 215 victories. UTEP, Texas Tech and Texas A&M rank third through fifth in the Texas NCAA Division I men's basketball victory totals.

MARLIN WINNINGEST SOUTHLAND ACTIVE COACH

Sam Houston's Bob Marlin is only the second head coach in the history of the Southland to post more than 200 coaching victories. The Bearkats' record of 225-130 in Marlin's 12 seasons since his first year in 1998-99 stands as the best in the Southland over that time span.

Mike Vining, head coach at Louisiana-Monroe from 1983 to 2005 compiled a 383-291 record from 1983 to 2005 to rank as the Southland's "winningest" head coach. Ironically, Vining is the man who gave Marlin his first coaching job after graduation from Mississippi State in 1981. Marlin served as Vining's graduate assistant as NLU won the 1982 TransAmerica Conference championship.

KATS WERE SOUTHLAND PRESEASON FAVORITES

Sam Houston State received the most votes and most first place votes in the annual Southland Conference preseason head coaches' poll. The Bearkats were tabbed to repeat as Southland West Division champions with 61 points and seven

first place votes. Defending 2009 regular season and tournament champion Stephen F. Austin was selected as the East Division favorite with 58 points and five first place votes.

The Bearkats have finished among the top three teams in the Southland standings six of the last seven seasons. Sam Houston won the Southland Conference regular season in both 2000 and 2003. In 2003, the Kats won the Southland tournament to advance to the NCAA tournament against Florida.

BEARKAT ACADEMICS

Seven Bearkat basketball players have earned Academic All-Southland Conference honors a total of 17 times since the 2006 season. Further, the Capital One Bank Southland Conference Men's Basketball Student Athlete of the Year each of the past three seasons has been a Bearkat.

Forward Ryan Bright received the honor in both 2007 and 2008. Last year, center Barkley Falkner was selected. The annual award is presented to the individual in Southland basketball who achieves excellence in academics and athletics.

Falkner produced a 3.91 overall grade-point average in his three years at Sam Houston as an accounting major. Bright posted a 3.59 overall GPA as a kinesiology major.

Preston Brown is the most recent Bearkat basketball player to earn an academic honor. He is a first team selection on the 2010 ESPN The Magazine/CoSIDA Academic All-District 6 squad and is a candidate for Academic All-America.

IMPRESSIVE NON-CONFERENCE WINS

Since Bob Marlin became Sam Houston head coach in 1998-99, the Bearkats have produced a 71-47 record against non-Southland Conference competition - the best non-conference mark in the league in those 12 seasons.

Sam Houston has played -- and defeated -- such top teams as Missouri, Texas Tech, Nebraska, Baylor, Auburn, Houston, New Mexico State, Fresno State, Oral Roberts, Wisconsin-Milwaukee, Central Florida, Saint Louis, Rider and Loyola-Marymount.

The Bearkats have appeared in the NCAA Tournament, the Preseason NIT (reaching the quarterfinals in November, 2005) and ESPN Bracket Busters.

EARLY SIGNINGS

Byron Randle of Friendswood, LaPorte's Randy Collins and Florida Air Academy's Kuamaine Osborne have signed to play for Sam Houston State next fall.

Randle is a 6-3 point guard who received first-team all-district and Texas Association of Basketball Coaches all-region honors last season. He averaged 14.5 points, 5.6 rebounds and 6.5 assists per game for Friendswood head coach Darren Chandler.

Osborne is a 6-1 shooting guard who earned Florida Class 2A All-State honors for coach Aubin Gorporo last season on a Florida Air Academy team that went 23-1. Osborne led Florida Air Academy in scoring last season, averaging 22 points a game. He also made 96 3-pointers.

Collins is a 6-5 forward who helped LaPorte and head coach Chris Mason post back-to-back 28-5 seasons. He averaged 18.6 points as a junior and was a first-team all-district selection.

Meet the Bearkats

ASHTON MITCHELL




CAREER STATISTICS

#1	GP	FG	FGA	Pct.	3Pt	Att	Pct.	FT	FTA	Pct.	Reb	Avg	Ast	Avg	Stl	Pts	Avg
2007	31	24	53	.453	3	16	.188	43	66	.652	31	1.0	66	2.1	25	94	3.0
2008	31	75	176	.426	22	71	.310	51	76	.671	70	2.3	127	4.1	53	223	7.2
2009	30	105	253	.415	29	98	.296	135	170	.794	113	3.8	206	6.9	52	374	12.5
2010	32	133	283	.470	52	124	.419	87	117	.744	82	2.6	162	5.1	56	405	12.7
Totals	124	337	765	.441	106	309	.343	316	429	.737	296	2.4	561	4.5	161	1096	8.8

SAM HOUSTON

Southland post-season tournament MVP ... First-team All-Southland ... NABC All-District XXIII ... league leader in assists for second year in a row ... ranks third in Sam Houston career assists ... 21st Bearkat to score 1,000 career points ... SLC "Player of the Week" Nov. 30 after leading Kats to Mayan Division Championship of the Cancun Classic with victories over ORU and Rider ... named Cancun Classic MVP ... 2010 preseason All-Southland Conference first team selection ... All-Southland Conference second team in 2009 ... fifth point guard during Bob Marlin era to lead Southland and rank nationally in assists... stood No. 5 in NCAA Division I assists (6.9) in 2009 ... No. 2 in scoring for 2009 Kats (12.5)... scored career high 36 points in double OT win at Lamar, second highest single game total by a Bearkat at the NCAA Division I level ... 36 points included school record 22 of 27 performance at free throw line... three-year starter ... backup to All-SLC Jejuan Plair as freshman.



WESTWOOD HIGH SCHOOL

All-State, All-Region and All-District for coach Dennis Burton ... averaged 21.3 points and 4.7 assists per contest ... shot .491 from the floor and .750 from the line ... sprinter on track team ... Hurricane Katrina in August before his senior year forced his family to evacuate to Austin to live with his uncle where he played his senior year for Westwood High School ... family returned to New Orleans at school year's end.

SAINT AUGUSTINE HIGH SCHOOL

Averaged 18.2 points for coach Bernard Griffin, who coached former Mavs coach Avery Johnson in high school.

PERSONAL

Birthdate: August 14, 1988
Parents: Roslyn and Alwin Mitchell
Reason I chose SHSU: Good basketball and great coaches
Shoe size: 10
Person who influenced me the most: My mother, father and brother
Best advice my parents gave me: Stay humble and never be satisfied

HEAD COACH BOB MARLIN:

"One of our team captains, Ashton is a leader who really has grown in his four years in the program. He has a great feel with everyone on the team. I've been in coaching 28 years and he's the fastest point guard with the ball I've ever coached. He is the straw that stirs the drink for this team. Even more important, he earned his degree in three years and will be working on a second degree this year."



SENIOR GUARD

5-11 • 175
 New Orleans, LA
 Saint Augustine HS
 Major
 Criminal Justice

FAVORITES

Food: Seafood
 Movie: "The Wood"
 TV Show: BET
 Video game: Don't play them
 NBA Player: Chris Paul
 Actor: Denzel Washington
 Actress: Gabrielle Union

CAREER BESTS

Points	36	at Lamar	1/28/09
	28	vs. Rider	11/25/09
	24	at SE LA	1/16/10
3-Pt. FG	6	Rider	11/25/09
FT made	22	at Lamar	1/28/09
Rebounds	8	at SFA	1/10/09
Assists	15	Wright St.	11/29/08
	11	Texas St.	3/7/09
Steals	6	Saint Gregory's	11/20/07

Meet the Bearkats

COREY ALLMOND




CAREER STATISTICS

#10	GP	FG	FGA	Pct.	3Pt	Att	Pct.	FT	FTA	Pct.	Reb	Avg	Ast	Avg	Stl	Pts	Avg
2009	30	155	354	.438	99	227	.436	50	61	.820	77	2.6	80	2.7	39	459	15.3
2010	32	180	408	.441	94	250	.376	56	75	.747	77	2.4	69	2.2	32	510	15.9
Totals	62	335	762	.440	193	477	.405	106	136	.779	154	2.5	149	2.4	71	969	15.6

SAM HOUSTON

First-team All-Southland Conference ... NABC All-District XXIII ... ranked nationally in 3-pointers per game all season ... sixth in Southland scoring this year ... Southland "Player of the Week" after scoring career high of 37 points against No. 4 Kentucky in November. ... set a Rupp Arena, Southland and SHSU record with 11 treys at Kentucky. ... No. 2 in Bearkat career 3-point shooting pct. (.408) ... No. 5 in Bearkat career 3 point baskets (170) ... No. 8 in Bearkat career scoring average (15.5) ... top 30 in SHSU career scoring ... All-Southland Conference first team in 2009 ... one of the top five returning three-point shooters in the nation ... led the league and No. 14 in NCAA Division I basketball in three-point baskets per game (3.3) ... set school season record with 99 treys ... No. 8 in Southland scoring (15.3 points) ... highest scoring Bearkat guard since Jeremy Burkhalter (15.9) on 2000 title team ... No. 13 nationally and No. 2 in the league three-point percentage (.436) ... leading scorer in 14 games, scoring 20 or more 11 times



... fourth player at SHSU to score 20 or more points in his first two games as a Bearkat (24 vs. Schreiner and 23 at Texas Tech)... tied school record with eight treys in his debut against Schreiner) ... scored in double figures in 23 of 30 games including high of 25 points vs. Southeastern Louisiana.

HOWARD COLLEGE

All-Western Junior College Athletic Conference selection for coach Mark Adams ... led Howard to 25-8 record ... ranked No. 2 in NJCAA Division I three point shooting with 98 three-point baskets to average 3.267 treys per game and .462 percentage ... shot .523 from the field with 2.7 assists per contest.

BRANDYWINE GWYNN PARK HS

All-Metro and All-County guard for coach Steve Mathews ... averaged 26.1 points, 6.2 rebounds and 5.3 assists for county championship team

PERSONAL

Birthday: January 20, 1988

Parents: Rosetta Allmond & Nathaniel McNeil

Reason I chose Sam Houston:

Bonded well with players on campus visit and liked the coaching staff

Shoe size: 13


Person who influenced me the most:

Mother & Louis Hinnant

Best advice my parents gave me: Never give up

HEAD COACH BOB MARLIN:

"Corey has a pretty shot with good rotation. "It's amazing some of the shots he has made. We feel he is one of the best shooters in the country. His outside shooting also opens up a lot for us inside as well."



SENIOR GUARD

6-1 • 180
Oxon Hill, MD
Brandywine HS
Howard College
Major
Kinesiology

FAVORITES

Food: Everything

Movie: "Welcome Home Roscoe Jenkins"

TV Show: "Martin"

Video game: NBA 2K

NBA Player: Kobe Bryant

Actor: Martin Lawrence

Actress: Megan Fox

CAREER BESTS

Points	37	at Kentucky	11/19/09
	25	SE LA	1/17/09
	25	at Auburn	12/20/09
3-Pt. FG	11	at Kentucky	11/19/09
	8	Schreiner	11/14/08
Rebounds	7	at UTSA	2/4/09
Assists	8	A&M-C. Christi	2/13/10
Steals	3	A&M-C. Christi	2/13/10

Meet the Bearkats

GILBERTO CLAVELL



CAREER STATISTICS

#14	GP	FG	FGA	Pct.	3Pt	Att	Pct.	FT	FTA	Pct.	Reb	Avg	Ast	Avg	Stl	Pts	Avg
2009	32	195	339	.575	2	13	.154	148	201	.736	203	6.3	43	1.3	23	540	16.9

SAM HOUSTON

Southland Conference "Newcomer of the Year" ... USBWA All-Region ... All-District XXIII ... All-tournament at Southland post-season event ... leading scorer and rebounder for the Bearkats ... ranks top five in the Southland in scoring and field goal percentage ... 3-time Southland "Player of the Week" ... first award for scoring 34 points in victory at Auburn Dec. 20 .. scored 21 points, 12 rebounds in a 66-57 win over defending Southland champion SFA ... posted 30 points in a victory over A&M-Corpus Christi ... scored in double figures in 19 games this season

COLLIN COUNTY C.C.

Averaged 16.1 points and 6.5 rebounds for coach Jim Sigona at Collin County ... scored in double figures in all but one game on 27-5 squad in 2009 ... shot 81.5 percent from the free throw line and 61 percent from the floor ... North Texas Junior College Athletic Conference Co-Defensive Player of the year ... NTJCAC and Region 5 first team ... NJCAA Coaches Association All-Star Game



MVP with 19 points and 8 rebounds ... played for Puerto Rico in the 2007 FIBA U19 World Championship where he averaged 12 points a game including a 29 point performance against Korea ... averaged 11.8 points a game in the 2006 FIBA Tournament of the Americas, that featured Michael Beasley (Miami Heat), Stanley Robinson (Connecticut), Kyle Singler (Duke) and Johnny Flynn (Syracuse).

FLORIDA AIR ACADEMY

Played for Coach Aubin Coporo at Florida Air Academy, starting for 21-7 squad while averaging 12 points a game.

PERSONAL

Birthday: August 10, 1989

Shoe size: 14


Parents: Gilberto Clavell Moura & Doris Lopez Valentin

Reason I chose Sam Houston: Liked the coaching staff and it's a good program
Person who influenced me the most: My parents & my brother

Best advice my parents gave me: Always give 100 percent in everything you do

HEAD COACH BOB MARLIN:

"Usually you expect a junior college transfer to take awhile to adjust to Division I basketball. But Gilberto has made an impact from the start. The quality coaching he received both at Florida Air Academy and Collin County has been a big factor. Gilberto plays extremely hard and is a great competitor. He is a good defender and rebounder who gets excellent low post position."



JUNIOR FORWARD

6-7 • 225

Mayaguez, Puerto Rico
 Florida Air Academy
 Collin County

FAVORITES

Food: Rice with beans & chicken

Movie: "Coach Carter"

TV Show: ESPN

Video game: NBA Live 10

NBA Player: Kobe Bryant

Actor: Denzel Washington

Actress: Jennifer Lopez

CAREER BESTS

Points	35	at Texas St.	3/6/10
	34	at Auburn	12/20/09
	30	A&M-C. Christi	2/13/10
Rebounds	12	SFA	1/9/10
	12	Mid-Am Christian	11/30/09
	10	at UT-Arlington	1/23/10
Assists	4	La-Lafayette	12/5/09
Steals	3	at W. Mich.	1/3/10

Meet the Bearkats

PRESTON BROWN



CAREER STATISTICS

#15	GP	FG	FGA	Pct.	3Pt	Att	Pct.	FT	FTA	Pct.	Reb	Avg	Ast	Avg	Stl	Pts	Avg
2009	30	108	231	.468	20	52	.385	60	86	.698	146	4.9	23	0.8	22	296	9.9
2010	31	94	217	.433	32	80	.400	59	95	.621	164	5.3	38	1.2	13	279	9.0
Totals	61	202	448	.451	52	132	.394	119	181	.657	310	5.1	61	1.0	35	575	9.4

SAM HOUSTON

ESPN The Magazine/CoSIDA Academic All-District first team selection this year ... started 12 times for the Bearkats as a forward this season ... fourth on Sam Houston squad in scoring (8.6) ... grabbed a rebound of a missed free throw with 54 seconds left and slammed it home for the crucial play in the victory at Southeastern Louisiana ... Kats' third leading scorer as a junior in 2009 (9.9), starting 28 of the final 29 games... came off the bench for 10 points in the season opener then started 28 of the final 29 games ... scored in double figures 12 times including three games over 20 points ... season best was 22 points at SFA ... leading scorer in five games including Southland post-season tournament contest with UTSA ... pulled down season best 10 rebounds in both Central Arkansas and UTSA wins.



COWLEY COUNTY JUNIOR COLLEGE

Averaged 10.0 points, 6.3 rebounds and shot 55 percent from the floor for coach Steve Eck ... led Tigers to a 31-3 record, coming within a game of the NJCAA national tournament ... played for coach Steve Eck on a 31-2 team at Redlands Community College as a freshman.

STRINGTOWN HIGH SCHOOL

All-State, All-Region and All-District for coach Dirk Walden ... averaged 24.0 points on a 26-4 team as a junior and 19.2 points on a 29-1 squad his senior year ... only loss was in the state semi-finals ... senior class salutatorian ... All-State honorable mention in baseball.

PERSONAL

Birthday: July 8, 1988
Parents: Christina & Stefan Brown
Reason I chose Sam Houston: The coaching staff and the university
Shoe size: 16
Person who influenced me the most: Parents
Best advice my parents gave me: Never quit

HEAD COACH BOB MARLIN:

"Preston is a leader as he shows by his work ethic in the classroom and on the court. He is a true team player, a good rebounder and a strong defender. His versatility is one of his greatest strengths."



SENIOR FORWARD

6-6 • 220
 Stringtown, OK
 Stringtown High School
 Cowley County CC
 Major
 Kinesiology

FAVORITES

Food: Steak
 Movie: "Man on Fire"
 TV Show: ESPN
 Video game: Gears of War
 NBA Player: Michael Jordan
 Actor: Samuel Jackson
 Actress: Jessica Alba

CAREER BESTS

Points	22	at SFA	1/10/09
	21	A&M-C. Christi	1/31/09
	19	at Lamar	2/17/10
Rebounds	11	at Lamar	2/17/10
	11	Mid-Am Christian	11/30/09
	10	at Central Ark	2/7/09
3-Pt. FG	4	at Lamar	2/17/10
Blocks	3	NW Okla St.	12/30/08

JOSTEN CROW



CAREER STATISTICS

#11	GP	FG	FGA	Pct.	3Pt	Att	Pct.	FT	FTA	Pct.	Reb	Avg	Ast	Avg	Stl	Pts	Avg
2008	29	11	34	.324	5	15	.333	20	29	.690	36	1.2	8	0.3	8	47	1.6
2009	22	33	72	.458	4	16	.250	22	39	.564	78	3.5	25	1.1	22	92	4.2
2010	32	86	168	.512	29	71	.408	58	89	.652	186	5.8	124	3.9	50	259	8.1
Totals	83	130	274	.474	38	102	.373	100	157	.637	300	3.6	157	1.9	72	398	4.8

SAM HOUSTON STATE

Hard worker who gets the dirty work done ... playing in a starting role this year after two years as a reserve ... No. 1 in Southland and No. 2 nationally in assist/turnover ratio (3.3) ... No. 4 in the Southland in assists (3.9) ... Top 10 in the Southland in steals (1.4) ... Second-leading rebounder on the Bearkat squad (5.4) ... Outstanding defender whose playing time has increased as a starter to 28.0 minutes per game from 15.6 last year Two-year letterman ... played in 51 games the past two seasons ... missed first eight games of the 2009 season with injury but averaged 16.3 minutes per contest in final 22 games as one of the Bearkats' top defensive players ... posted career high 17 points in victory over Texas State in 2009 regular season finale ... averaged 5.8 minutes as a freshman with a season high of six points in the semifinals of the Southland Conference post season tournament against Texas-Arlington.



NAVAL ACADEMY PREP SCHOOL

Averaged 22.2 points, 6.1 assists, 4.3 rebounds and 3.0 steals per game in 2007 ... posted single game high of 44 points ... helped lead squad to 10-10 season record.

WESTFIELD HIGH SCHOOL

Led Westfield to a 36-1 record in 2006, reaching the regional semifinals after earning national rankings as high as No. 2 ... two-time first team All-District selection for coach Larry Brown ... named as team "Defensive Most Valuable Player" ... averaged 9.1 points and 7.2 rebounds while shooting 59 percent from the floor.

PERSONAL

Birthday: December 14, 1987
Parents: Michael & Sharon Crow
Reason I chose Sam Houston: The family concept
Shoe size: 14
Person who influenced me the most: My father
Best advice my parents gave me: Keep faith in God

HEAD COACH BOB MARLIN:

"Josten is the glue guy for this team. He is the behind the scenes player who gets the dirty work done. A sophomore captain last season, Josten is an excellent defender and a strong rebounder. He has worked hard to improve his shooting and makes good decisions with the ball in his hands. That's reflected in his high national ranking in assist/turnover ratio."



JUNIOR FORWARD

6-4 • 215
 Houston, TX
 Westfield High School
 Naval Academy Prep School

Major General Business

FAVORITES

Food: Macaroni and cheese
 Movie: "Carlito's Way"
 TV Show: "Sports Center"
 Video game: Madden
 NBA Player: Penny Hardaway
 Actor: Eddie Murphy
 Actress: Halle Barry

CAREER BESTS

Points	21	at Texas St.	3/6/10
	17	Texas St.	3/7/09
Rebounds	14	SFA	1/9/10
	11	McNeese	2/24/10
3-Pt. FG	4	A&M-C. Christi	2/13/10
Assists	8	A&M-C. Christi	2/13/10
	8	Fla Intrntinal	12/22/09
Steals	4	La-Lafayette	12/5/09

Meet the Bearkats

LANCE PEVEHOUSE



CAREER STATISTICS


#21	GP	FG	FGA	Pct.	3Pt	Att	Pct.	FT	FTA	Pct.	Reb	Avg	Ast	Avg	Stl	Pts	Avg
2009	30	81	200	.405	50	136	.368	60	85	.706	65	2.2	43	1.4	30	272	9.1
2010	32	56	151	.371	39	109	.358	42	61	.689	130	4.1	71	2.2	27	193	6.0
Totals	62	137	351	.390	89	245	.363	102	146	.699	195	3.1	114	1.8	57	465	7.5

SAM HOUSTON

Hero for the Kats in the Southland tournament with crucial tip-in in Nicholls win and big 3-pointer to spark late comeback in Southeastern La victory ... Perimeter scoring threat off the bench for the Bearkats ... third on the team in treys this season (32) ... hit key baskets in several close wins this season ... averaged 22.1 minutes appearing in all 30 games ... started at North Texas ... leading scorer in Texas-El Paso game with season best 23 points after going 5-for-8 from three-point range including 80-foot shot just before halftime buzzer ... No. 4 scorer on 2009 team (9.1 points per game) ... scored in double figures 11 times ... No. 2 on SHSU squad with 50 three point field goals

SAN JACINTO JUNIOR COLLEGE

Honorable mention All-Conference guard for coach Scott Gernander ... averaged 11.6 points and 4.4 assists ...



led team to 23-9 record and NJCAA regional semifinals ... hit .384 from three point range and .775 at free throw line.

ARMY PREP SCHOOL

Averaged 20.1 points and 4.2 assists in 2006-07.

CLEAR CREEK HIGH SCHOOL

Three-time All-District guard for coach Buddy Carlisle ... District MVP and All-Region as senior in 2006 ... averaged 16.3 points and 4.3 assists ... led squad to district titles both as a junior and a senior ... Academic All-State selection.

PERSONAL

Birthday: August 3, 1987

Parents: Danny & Susie Pevehouse

Reason I chose Sam Houston: Close to home

Shoe size: 13

Person who influenced me the most:

Parents

Best advice my parents gave me: Education first

HEAD COACH BOB MARLIN:

"Lance is a winner who gives us another scoring threat in the back court. A team player, he understands the game and is good at moving without the ball. Just like Ashton Mitchell did, Lance is on track to graduate in three years and was on the Southland and NABC Academic Honor Rolls."



JUNIOR GUARD

6-2 • 190

League City, TX
Clear Creek High School
Army Prep
San Jacinto College

Major
Business Management

FAVORITES

Food: Steak

Movie: "Talladega Nights"

TV Show: ESPN

Video game: NBA Live

NBA Player: Chris Paul

Actor: Denzel Washington

Actress: Jessica Alba

CAREER BESTS

Points	23	at UTEP	12/6/08
	17	Texas St.	3/7/09
	14	at UTSA	2/4/09
	14	SE La	3/11/10
Rebounds	8	at Nicholls	2/10/10
3-Pt. FG	5	at UTEP	12/6/08
Assists	6	Fla Intrntinal	12/22/09
Steals	6	at Kentucky	11/19/09

Meet the Bearkats

DRAE MURRAY



CAREER STATISTICS


#5	GP	FG	FGA	Pct.	3Pt	Att	Pct.	FT	FTA	Pct.	Reb	Avg	Ast	Avg	Stl	Pts	Avg
2009	30	51	131	.389	31	82	.378	28	38	.737	40	1.3	64	2.1	29	161	5.4
2010	32	47	131	.359	25	74	.338	19	24	.792	53	1.7	114	3.6	24	138	4.3
Totals	62	98	262	.374	56	156	.359	47	62	.758	93	1.5	178	2.9	53	299	4.8

SAM HOUSTON

No. 3 in the Southland in assists (4.0) ... totaled career high 10 assists in Auburn win ... averaging 17.8 minutes as Bearkats backup at point guard Played in all 30 games as a true freshman in 2009 ... averaged 13.8 minutes per game as the Bearkats' backup point guard ... started in victories over Jarvis Christian and Texas A&M-Corpus Christi ... went 6-for-6 from three point range on way to season best 20 point performance against Lamar in Huntsville ... credited with six assists in both the Texas College and McNeese State victories

HUNTSVILLE HIGH SCHOOL

Third local Huntsville product to sign with coach Bob Marlin, following Brian Jordy and Jay Oliphant ... first team All-District and All-Region selection for coach Doug Anderson, leading the Hornets to three outstanding seasons



... averaged 16.1 points, 5.2 assists, 3.3 rebounds and 4.4 steals per game ... shot .545 from the field and .436 from three-point range ... District 18-4A "Most Valuable Player."

PERSONAL

Birthday: April 30, 1990

Mother: Perronica O'Bryant

Reason I chose Sam Houston: Coaches and the players

Shoe size: 9 1/2

Person who influenced me the most:

Mother

Best advice my parents gave me: Basketball can only take you so far ... make sure that you get an education

HEAD COACH BOB MARLIN:

"Drae had a solid freshman year, playing and contributing in every game. He has followed that up with a strong sophomore season. His quickness is an asset both on offense and defense. He always is capable of having a big game and has an aptitude for rising to the occasion. Drae works hard in practice and has benefited from our off-season strength program."



SOPHOMORE GUARD

5-10 • 145
Huntsville, TX
Huntsville High School

Major Kinesiology

FAVORITES

Food: Nachos

Movie: "Through the Fire"

TV Show: Sports Center

Video game: Madden

NBA Player: Dwyane Wade

Actor: Will Smith

Actress: Gabrielle Union

CAREER BESTS

Points	20	Lamar	2/18/09
	15	SE LA	1/17/09
3-Pt. FG	6	Lamar	2/18/10
Rebounds	5	Three games	
Assists	10	at Auburn	12/20/09
	8	Letourneau	11/14/09
Steals	4	SE LA	1/17/09

ANTUAN BOOTLE



CAREER STATISTICS

#25	GP	FG	FGA	Pct.	3Pt	Att	Pct.	FT	FTA	Pct.	Reb	Avg	Ast	Avg	Stl	Pts	Avg
2009	27	18	36	.500	0	0	.000	5	10	.500	61	2.3	8	0.3	2	41	1.5
2010	24	43	88	.489	0	0	.000	20	29	.690	119	5.0	8	0.3	13	106	4.4
Totals	51	61	124	.492	0	0	.000	25	39	.641	180	3.5	16	0.3	15	147	2.9

SAM HOUSTON

Second-year player who is becoming a force inside for the Bearkats ... Leads Kats in rebounding in Southland play (6.3) ... Posted career best 12 boards against Texas State Played in 27 games as a true freshman in 2009 ... averaged 5.6 minutes per game off the bench as a reserve post player ... went 4-for-4 from the field, pulled down five rebounds and scored season best 8 points in 10 minutes in 89-67 victory over UTSA in Huntsville ... posted season best of 8 rebounds in victory over Texas College

SAINT THOMAS HIGH SCHOOL

First team TAPPS All-State selection, All-Greater Houston and McDonald's All-America nominee for coach Neil Laminack ... ranks as Saint Thomas High School's all-time leading scorer and rebounder ... as a senior, averaged 13.1 points and 18.2 rebounds per game with a .543 field goal percent-


age ... as a junior, averaged 16.1 points and 17.2 rebounds district "Most Valuable Player" led Saint Thomas to the state finals as a sophomore, the regional finals his junior year and the state championship as a senior.

PERSONAL

Birthday: October 19, 1989
Parents: Deneka Carothers & Fritz Bootle
Reason I chose Sam Houston: Basketball program on the rise
Shoe size: 18
Person who influenced me the most: My Mother
Best advice my parents gave me: Manners and respect will get you far

HEAD COACH BOB MARLIN:

"Antuan really matured as a freshman last season. He became our backup post player as the season progressed. His foot work is sound as a post player and he is one of our best rebounders. Until a foot injury more than halfway through the league schedule, he has been our rebound leader during Southland conference play."




SOPHOMORE CENTER

6-7 • 265
 Freeport, Bahamas
 Houston
 Saint Thomas High School

Major Forensic Science

FAVORITES

Food: Conch salad
 Movie: "Man on Fire"
 TV Show: None
 Video game: None
 NBA Player: Kobe Bryant
 Actor: Denzel Washington
 Actress: Meagan Good



Points	13	Texas College	11/16/09
	12	Central Ark	2/6/10
Rebounds	12	Texas St.	1/20/10
	11	Lamar	1/27/10
Steals	3	at Kentucky	11/19/09
Blocks	2	Texas St.	1/20/10

Meet the Bearkats

ARTHUR ZULU



CAREER STATISTICS

#24	GP	FG	FGA	Pct.	3Pt	Att	Pct.	FT	FTA	Pct.	Reb	Avg	Ast	Avg	Stl	Pts	Avg
2009	18	11	23	.478	0	0	.000	0	2	.000	24	1.3	5	0.3	5	22	1.2
2010	26	14	27	.519	0	0	.000	5	8	.625	25	1.0	2	0.1	5	33	1.3
Totals	44	25	50	.500	0	0	.000	5	10	.500	49	1.1	7	0.2	10	55	1.3

SAM HOUSTON STATE

Senior who has developed into a reliable post player off the bench ... has given the Kats quality minutes off the bench ... played in 18 games as a redshirt junior in 2009 ... averaged 5.9 minutes per game as a reserve center ... totaled four points in the Schreiner, Texas Tech and Central Florida games ... pulled down season high five rebounds in 13 minutes of action at Texas Tech ... red-shirt in 2008

JACKSONVILLE COLLEGE

Averaged 7.3 points, 4.5 rebounds, and shot 55 percent from the field for Jacksonville in 2006-07 ... starter for coach Greg Young ... signed with Bearkats during fall of 2006 ... came to

Jacksonville from Zambia, developing as an inside player during his freshman season in 2005-06.

PERSONAL

Birthday:

February 10, 1984

Parents:

Peter & Maria Zulu

Reason I chose

Sam Houston:

Good academics and athletic programs

Shoe size: 15

Person who influenced me the most:

My mother

Best advice my parents

gave me:

Strive for what you believe in

HEAD COACH BOB MARLIN:

"One of our four seniors, Arthur is an athletic player and a good shot blocker. He has good post moves and contributes to our depth inside."



SENIOR CENTER

6-8 • 220


Lusaka, Zambia
Jacksonville College
Major
General Business

CAREER HIGHS

Points: 4 in three games
Rebounds: 5 Texas Tech 11-17-08
Blocks: 2 UTEP 12-6-08
Steals: 1 in four games

FAVORITES

Food: Chicken
Movie: "Gladiator"
TV Show: "Everybody Loves Raymond"
Video game: "NBA Live"
NBA Player: Vince Carter
Actor: Denzel Washington
Actress: Eva Mendez



MARCO COOPER



SAM HOUSTON -- Provided quality depth at forward for the Bearkats during the 2010 season ... red-shirted during the 2008-09 season after transferring from the University of Delaware ... after a year of learning the system, will be ready to step in and contribute ... he will have three seasons to play for the Bearkats.

UNIVERSITY OF DELAWARE -- Appeared in 22 games in 2007-08 ... averaged 6.5 minutes per game ... shot .619 from the field ... totaled 30 points and 37 rebounds for the season.

SAGEMONT HIGH SCHOOL -- All-Broward County in 2006-07 for coach Adam Ross on 26-3 district champion ... District "Player of the Year" ... averaged 15.5 points and 11.0 rebounds ... Florida High School All-Star game MVP.

SUNSET BAPTIST ACADEMY -- Conference "Player of the Year" in 2005-06 ... played for the Bahamas national team.

PERSONAL

Birthday: April 22, 1988

Shoe size: 14

Parents: Joseph & Yvette Cooper

Reason I chose Sam Houston: Chance to redshirt, improve and play for a good program

Person who influenced me the most: My Mother

Best advice my parents gave me: Take advantage of every opportunity

HEAD COACH BOB MARLIN:

"After sitting out last season, Marco is anxious to get back on the court. He is a high energy player who is long and athletic. Look for him to make things happen this season."

SOPHOMORE FORWARD

6-7 • 190

Freeport, Bahamas
University of Delaware
Sports Management Major

FAVORITES

Food: Curry chicken

Movie: "The Mask"

TV Show: "Fresh Prince of Bel-Air"

Video game: NCAA Basketball

NBA Player: Tracy McGrady

Actor: Martin Lawrence

Actress: Vivica Fox

AARON THOMPSON



SAM HOUSTON -- Skilled shooter who has seen action as a reserve during his true freshman season ... needs to develop more strength ... recipient of the Roger McAdams Endowed Scholarship.

BURKBURNETT HIGH SCHOOL -- All-State, All-Region, three-time All-District and two-time District 5-3A "Defensive Player of the Year" for head coach Danny Nix at Burkburnett ... averaged 15.7 points and 10.1 rebounds as a senior in 2009 and 13.8 points and 9.4 as a junior in 2008 ... led Burkburnett to a 31-7 record and runner-up finish at Texas Class 3A state tournament in 2008 ... Burkburnett went 29-5 in 2009, reaching the Class 3A regional semifinals ... team ranked among the top 5 in Texas Class 3A boys basketball each of the past two years.

PERSONAL

Birthday: November 13, 1990

Shoe size: 14

Parents: Phillip & Julie Thompson

Reason I chose Sam Houston: Family is near by and liked the coaches and players

Person who influenced me the most: My dad and my high school coach

Best advice my parents gave me: Put God first

HEAD COACH BOB MARLIN:

"Aaron is a skilled player. He can shoot the ball, block shots and put the ball on the floor. Additionally, his post moves continue to improve as he gains comfort in his foot work. I am pleased with the promise Aaron has shown thus far."

FRESHMAN POST

6-9 • 200

Burkburnett, TX
Burkburnett High School

FAVORITES

Food: Chilli cheese dogs

Movie: "The Sixth Man"

TV Show: Sports Center

Video game: 2K9

NBA Player: Kevin Garnett

Actor: Will Smith

Head Coach Bob Marlin

Another title for the Bearkats

Bob Marlin is one of only two coaches in the history of the Southland Conference to post more than 200 coaching victories.

In 12 seasons as Bearkat head men's basketball coach, Marlin has produced an overall record of 225 victories and 130 losses -- more victories than any other Southland Conference member during that time span.

Mike Vining, head coach at Louisiana-Monroe from 1983-2005 and the man who gave Marlin his first coaching job, compiled a 383-291 record from 1983 to 2005.

Since 2000, Sam Houston State has become the dominate team not only in the Southland Conference but in Texas. Only one of the 20 NCAA Division I men's basketball teams in Texas (the UT Longhorns) has won more games than Sam Houston.

Inheriting a program that had not finished higher than sixth in the league and posted only two double digit victory seasons in more than a decade, Marlin has directed the Kats to six 20-plus victory seasons (22-7 in 2000, 23-7 in 2003, 22-9 in 2006, 21-10 in 2007, 23-8 in 2008 and 25-8 in 2010).

Sam Houston is one of only 52 teams in NCAA Division I men's basketball to post 20-victory seasons four of the last five years.

Marlin has been named as 2010 Southland Conference "Coach of the Year" - his third such award at the helm of the Bearkats. Marlin also was league "Coach of the Year" in 2000 after directing the Kats to their first Southland Conference championship and in 2003 after Sam Houston's second title in four years.

Marlin earned NABC District XXIII "Coach of the Year" honors this year as well.


Since Marlin took over the Sam Houston program, the Bearkats have produced more non-conference interseasonal victories than any other Southland Conference team.

Sam Houston State's 12-1 non-conference record in 2007-08 was the university's best NCAA Division I non-conference record and equals the most regular season non-conference wins for a Southland Conference team since 1991. During the team's 10-0 start in 2007-08, Sam Houston received votes in the Associated Press national top 25 for the first time since the Kats moved up to the NCAA Division I level.

The Bearkat basketball team has achieved in the classroom as well as on the floor. Seven SHSU men's basketball players has earned Academic All-Southland honors a total of 17 times since the 2006 season. The last three SLC men's basketball Student-Athletes of the Year have been Bearkats (Ryan Bright in 2007 and 2008 and Barkley Falkner in 2009).

In 17 seasons as a head coach, Marlin has produced a record of 346 victories and 165 losses. He rolled up a 123-35 record as head coach at Pensacola Junior College. In 1993, he was National Junior College "Coach of the Year" after directing Pensacola to the NJCAA National Championship. Marlin served as an assistant coach at Alabama, Marshall, Houston Baptist, and Louisiana-Monroe.

Marlin received National Junior College Athletic Association (NJCAA) "Coach of the Year" honors in 1993 following Pensacola's



national title (the first ever for a Florida junior college). He won 100 games at Pensacola faster than any coach in school history. Twenty-seven of his players at Pensacola received scholarships to play at four-year schools.

Marlin was inducted into the Florida Junior College Hall of Fame in March, 2007.

As a head coach, Marlin has coached an NBA draft pick, one NJCAA National Player of the Year, one NJCAA Student-Athlete of the Year, two Southland Conference "Players of the Year," three Southland "Newcomers of the Year," one Southland "Freshman of the Year," three Southland "Student Athletes of the Year," four All-Americans, 38 All-Conference selections, four Academic All-Americans, and 36 Academic All-Conference student-athletes.

As an assistant coach, Marlin helped guide the Alabama Crimson Tide to the 1996 National Invitational Final Four. Working under Dana Altman (now Creighton University head coach) at Marshall in 1989-90, he helped direct the Thundering Herd to a runner-up finish in the Southern Conference. From 1984 to 1989, Marlin served as assistant to Gene Iba and Tommy Jones at Houston Baptist. The Huskies earned an NCAA Division I tournament berth in 1984 and finished among the top three teams in the TransAmerica Conference four times. While serving as a graduate assistant at Northeast Louisiana (now Louisiana-Monroe) under former Indian head coach Mike Vining, Marlin coached the junior varsity and was scouting director for an NLU squad that won the TransAmerica Conference championship and earned an NCAA post-season tournament berth in 1982.

Born in Tupelo, MS, Marlin received his Bachelor of Science degree in Physical Education from Mississippi State in 1981. He earned his Masters in Health and Physical Education (with a minor in guidance and counseling) from Northeast Louisiana in 1983. He has a son, Matt (17).



Bob Marlin Coaching Record

Sam Houston State

Year	Won	Lost	Southland	Post Season
2010	25	7	Champions	SLC Champions
2009	18	12	3rd*	SLC first round
2008	23	8	3rd	SLC semifinals
2007	21	10	2nd	SLC first round
2006	22	9	2nd	SLC finals
2005	18	12	3rd	SLC semifinals
2004	13	15	5th	SLC first round
2003	23	7	Champions	SLC Champions NCAA 1st round
2002	14	14	7th	
2001	16	13	4th	SLC semifinals
2000	22	7	Champions	SLC semifinals
1999	10	16	9th	
	225	130		

Pensacola Junior College

Year	Won	Lost	
1995	22	8	
1994	21	9	
1993	31	5	National Champions
1992	24	7	
1991	25	6	
	123	35	
	348	165	

Bob Marlin As An Assistant Coach

Alabama - 1995 to 1998	51-43
Marshall University - 1989 to 1990	15-12
Houston Baptist - 1983 to 1989	95-79
Northeast Louisiana - 1981 to 1983	33-25

Bob Marlin's Sam Houston Home & Road Coaching Record

Year	-----Full Season-----				--Southland Conference--			
	Home		Away		Home		Away	
	W	L	W	L	W	L	W	L
2010	13	1	12	6	8	0	6	2
2009	11	4	7	8	6	2	6	2
2008	14	2	9	6	6	2	4	4
2007	11	2	10	8	6	2	6	1
2006	14	2	8	7	6	2	5	3
2005	12	2	6	10	6	2	5	3
2004	10	3	3	12	5	3	3	5
2003	15	0	8	7	10	0	7	3
2002	6	4	8	10	6	4	3	7
2001	11	3	5	9	7	3	4	6
2000	11	1	11	6	8	1	7	2
1999	6	5	4	11	5	4	2	7
	134	29	91	100	79	25	58	45

The Southland Conference Since Bob Marlin Came To SHSU In 1998-1999

Team	Overall			Southland			Non-Conference		
	W	L	Pct.	W	L	Pct.	W	L	Pct.
SAM HOUSTON	225	130	.634	138	70	.663	79	52	.603
Stephen F Austin	191	155	.552	107	101	.514	76	48	.613
UTSA	179	175	.506	110	98	.529	60	68	.469
Lamar	178	177	.501	102	106	.490	68	65	.511
Northwestern St	177	189	.484	108	100	.519	55	84	.396
UT-Arlington	176	170	.509	109	99	.524	63	63	.500
Southeastern LA	167	180	.481	96	112	.462	67	63	.515
McNeese	164	184	.471	110	98	.529	47	79	.373
Texas St.	154	190	.448	95	113	.457	56	69	.448
Nicholls	114	229	.332	72	136	.346	41	89	.315
A&M-Corpus Christi	70	57	.551	41	23	.641	25	33	.431
Central Arkansas	44	76	.367	14	50	.219	29	26	.527



THE BUZZ ON BOB MARLIN

"Bob Marlin has done an excellent job as a coach. I really enjoy watching how hard his teams play and the fundamental execution they display on the court."

--BOB KNIGHT, Former Head Coach, Texas Tech University

"Bob Marlin has won everywhere he has been. He recruits quality people. His teams are always well coached. When you play Bob's team, you better be ready. You have to beat them. They are not going to beat themselves."

--BILL SELF, Head Coach, University of Kansas

"Bob Marlin is one of the finest coaches in college basketball. His success at every level makes that apparent. All his teams at Pensacola were nationally ranked. He won the 1993 juco national championship. At Sam Houston State, he took over a program that hadn't had a winning season at the NCAA Division I level and has produced two conference championship teams. What's more important is that he is a fine person. The greatest compliment you can pay a coach in this business is this -- I would love for my son to play basketball for an individual like Bob Marlin."

--DENNIS LINDSEY, Vice President for Basketball Operations, San Antonio Spurs

"Bob Marlin is one of the top mid-major coaches in the country. Taking a program that had not had a winning record in more than a decade and turning out two championship teams in five years is just a tremendous accomplishment. Keep your eye on the Bearkats. They are going to continue to be a factor in the Southland."

--FRAN FRASCHILLA, ESPN Basketball Analyst

"One of the many blessings in my life is to have had Bob Marlin as a coach during my basketball career. As a young player, you dream of having a coach that teaches you the skills to be successful on and off the basketball court. Coach Marlin is that type of coach. He believes in being mentally prepared for the game and having an extremely competitive nature. He is an excellent teacher of the game and a super motivator. Congratulations Coach Marlin, you are an inspiration to many!"

--ANTHONY GOLDWIRE, former NBA player and current Euro-player

Southland Conference Head Coaching All-Time Victory Leaders

Head Coach	Team	Years	W	L	Pct.
Mike Vining	LA-Monroe	1983-2004	383	291	.568
BOB MARLIN	Sam Houston	1999-Current	225	130	.634
Danny Kasper	SFA	2001-Current	181	112	.618
Eddie McCarter	UT-Arlington	1993-2006	179	211	.459
Mike Mconathy	NW St.	2000-Current	166	174	.488
Tim Carter	UTSA	1996-2006	160	152	.513
Jack Martin	Lamar	1964-1976	160	166	.491
Glenn Duhon	McNeese	1978-1987	155	136	.533
Ricky Broussard	Nicholls	1992-2001	147	120	.551
Pat Foster	Lamar	1981-1986	134	49	.732
Andy Russo	La Tech	1980-1985	122	55	.689
Billy Tubbs	Lamar	1977-80 2004-06	121	89	.576

Bob Marlin's Coaching Record Breakdown

	Won	Lost	Pct.
Overall Games	225	130	.634
Southland Games	138	70	.663
Close Games (less than 6 pts)	62	39	.614
Blowouts (more than 19 pts)	49	15	.766
Overtime Games	13	14	.481

Active Division I Men's Basketball Coaches With 200+ Career Victories, .600 Winning Pct. Coaching at Only One University

Head Coach	Team	Won	Lost	Pct.
Jim Boeheim	Syracuse	827	292	.739
L. Vann Peterson	Alabama A&M	440	264	.625
Tom Izzo	Michigan St	360	145	.713
Phil Martelli	Saint Joseph's	289	187	.607
Mark Few	Gonzaga	290	72	.801
Rick Stansbury	Mississippi St.	254	138	.648
Bob Marlin	Sam Houston	225	130	.634
Joe Mihalich	Niagara	223	148	.601

Texas NCAA Division I Won-Loss Records Since 2000

1	Texas	275	101	.731
2	Sam Houston State	215	114	.653
3	Texas-El Paso	205	147	.582
4	Texas Tech	194	158	.551
5	Texas A&M	190	152	.556
6	Stephen F. Austin	187	134	.583
7	Houston	174	171	.504
8	UT-Arlington	166	155	.517
9	A&M-Corpus Christi	165	128	.563
10	Baylor	165	158	.511
11	UTSA	161	162	.498
12	North Texas	161	164	.495
13	Lamar	159	161	.497
14	SMU	157	170	.480
15	TCU	156	184	.459
16	Rice	138	193	.417
17	Texas State	135	181	.427
18	Texas-Pan American	134	189	.415
19	Texas Southern	127	200	.388
20	Prairie View	106	220	.325

NCAA Division I Teams With 20-Victory Seasons Four of the Last Five Years Records from 2006 to 2009 Ranked By Winning Percentage

		Won	Lost	Pct.
1	Memphis	159	24	.869
2	Kansas	154	26	.856
3	Duke	140	33	.809
4	Gonzaga	132	34	.795
5	Butler	129	34	.791
6	North Carolina	140	38	.787
7	Pittsburgh	135	40	.771
8	BYU	126	39	.764
9	Ohio State	132	41	.763
10	UCLA	140	44	.761
11	Texas	133	44	.751
12	Florida	138	46	.750
13	Xavier	127	43	.747
14	Utah State	127	44	.743
15	Villanova	126	44	.741
16	Wisconsin	123	44	.737
17	Tennessee	123	45	.732
18	VCU	117	44	.727
19	Michigan St	127	48	.726
20	Texas A&M	121	46	.725
21	UNLV	120	47	.719
22	West Virginia	125	49	.718
23	Georgetown	120	48	.714
24	Louisville	123	50	.711
25	Nevada	118	48	.711
26	Syracuse	124	51	.709
27	Sam Houston	109	46	.703
28	Akron	120	51	.702
29	Western Kentucky	117	50	.701
30	San Diego St	117	51	.696
31	Kent St	116	51	.695
32	Siena	112	50	.691
33	Marquette	116	52	.690
34	Old Dominion	117	53	.688
35	Maryland	116	54	.682
36	Kentucky	115	54	.680
37	Clemson	112	53	.679
38	Purdue	110	55	.667
39	Ala-Birmingham	107	54	.665
40	South Alabama	107	54	.665
41	Creighton	107	55	.660
42	Belmont	107	55	.660
43	Kansas St.	107	56	.656
44	Florida St.	108	57	.655
45	North Texas	101	56	.643
46	Oral Roberts	104	60	.634
47	Mississippi St.	105	63	.625
48	Tulsa	104	64	.619
49	Wright St.	97	60	.618
50	Notre Dame	105	65	.618
51	Pacific	98	61	.616
52	Bradley	102	71	.590

Bearkat Assistants



Jason Hooten
Tarleton State, 1993

In Jason Hooten's six seasons as assistant coach at Sam Houston, the Bearkats have rolled up a 12-58 record, four 20-plus victory seasons and appearances in both NCAA Tournament and the NCAA Preseason NIT quarterfinals.

Hooten joined the staff July 1, 2004. His duties include helping run practice, recruiting, scouting, scheduling, and academics. In 2009, *RecruitingRumors.com* selected Hooten as one of the top 100 NCAA assistant coaches. Last July, *CollegelInsider.com* named him Mid-Major Top 25 assistant coaches honorable mention.

Previously, Hooten served as assistant men's basketball coach at Tarleton State University for Lonnie Reisman. During his tenure, the Texans posted a combined 204-111 record. Hooten also played basketball at Tarleton, helping lead the Texans to a 52-10 mark. He returned to Tarleton in August 1993 after serving as a part-time assistant coach at Weatherford Junior College. Hooten assisted in all aspects of the men's basketball program.

Hooten played two years at McLennan Community College, where he was an honorable mention all-conference selection and led his team to a league title. At Tarleton, he earned two letters under Reisman, helping the Texans to a pair of 26-5 records and TIAA titles. Hooten holds two degrees from Tarleton State, earning a bachelor's in exercise and sport studies in 1993 and a master's in 1995. He is married to the former Kristen Miller. The pair have a daughter, Jady, and a son Jayce.



Neil Hardin
West Florida, 1995

Neil Hardin has been a member of Bob Marlin's staff since Marlin became head coach in 1998. He has played an important role in directing the Bearkats to an 225-130 record.

That record includes three Southland Conference regular season titles, two NCAA tournament appearances and a Preseason National Invitational Tournament quarterfinal berth in 2005. The Bearkats have posted six 20-plus victory seasons and double digit wins 12 years in a row.

Hardin is from Pensacola, FL. He worked with Bob Marlin from 1992 to 1995 at Pensacola Junior College and was with Marlin when the Pirates won the National Junior College Athletic Association (NJCAA) National Championship in 1992-93.

Pensacola produced an overall record of 74 victories and only 22 defeats during those three seasons, a winning percentage of .771.

Hardin attended the University of West Florida in Pensacola while working with Coach Marlin and the Pirates. He received his Bachelor of Science degree in Sports Science from West Florida in 1995.

Hardin followed Marlin to the University of Alabama in Tuscaloosa where he worked as a graduate assistant. Hardin earned his Master of Arts degree in Exercise Physiology from the University of Alabama in 1998.

Hardin and his wife, Melissa, have two daughters, Alexis and Natalie, and a son, Collin.



Darby Rich
Alabama

Darby Rich returns to Sam Houston as a volunteer assistant. He served as an assistant coach during Bob Marlin's first three years as head coach at Sam Houston, helping direct the Kats to the Southland championship in 2000.

Rich has served the past four seasons as basketball strength and conditioning coach at the University of Oklahoma. The Sooners earned NCAA tournament berths each year, winning the Big 12 regular season title in 2005. He served in the same capacity for the University of South Carolina in 2003-04, also working with an NCAA tournament participant.

In 2001-02, Rich was a strength and conditioning intern with the Dallas Cowboys. Before joining Marlin's staff at SHSU, Rich was an assistant coach at Hutchinson Community College in Kansas. Hutchinson won the 1994 NJCAA national title.

A graduate of the University of Alabama, Rich was a tri-captain of the 1992 Crimson Tide team along with NBA standouts Robert Horry and Latrell Sprewell. Rich was a member of three Southeastern Conference championship squads and was a three-time Academic All-SEC selection.



Oderra Jones
Eastern Connecticut State, 2003

Oderra Jones is in his second season on the Bearkat men's basketball staff. Jones was a three-year basketball letterman at Bedford High School in Bedford, MA. He earned his bachelor's degree in sports management and communications at Eastern Connecticut State University in 2003. There, he competed as an intercollegiate freshman before turning his attention to coaching and administration.

While at Eastern Connecticut State, Jones interned with WCVN-TV in Boston and with the ECSU athletic marketing department. He also served as special events coordinator and administrative assistant for the Mohegan Wolves arena football team.

From 2005 to 2007, he served as director of basketball operations for Florida International University in Miami. At FIU, Jones was responsible for organizing film exchange and travel plans and coordinating the FIU Basketball Camp. He also has worked as a sports coordinator for the Greater YMCA of Miami and in marketing for the Orange Bowl Committee.

Jones also has worked at summer basketball camps for the University of Miami and the University of Florida.

ASHTON MITCHELL "STRAW THAT STIRS DRINK" FOR BEARKATS

According to his head coach, Sam Houston point guard Ashton Mitchell is the "straw that stirs the drink" for the Bearkats.

The senior from New Orleans leads the Southland Conference in assists for the second year in a row and is one of three players on the squad averaging in double figures.

With Mitchell running the show, the Bearkats have won their third Southland Conference title. The team also has posted its fourth 20-win season in the last five years. Head coach Bob Marlin credits Mitchell's experience and leadership as an important reason for the team's success.


"Ashton has a great feel with everyone on the team. He has a knack for getting the ball to the guy who is hot," Marlin said. "He's the player who has been in the program the longest. He is a very good ball handler. I've been coaching college basketball 28 years. He's the fastest point guard with the ball I've ever coached. Definitely, he's the straw that stirs the drink for our team."

Mitchell has achieved several Sam Houston milestones. He is the 21st Bearkat men's basketball player to 1,000 career points and he stands No. 3 in SHSU all-time assists.

"Ashton has been part of a grand tour of college basketball during his four years here," Marlin said. "As a freshman, he played at UCLA, which has won the most NCAA Tournament championships. As a sophomore he played on our team that beat Texas Tech, coached by Bob Knight, the winningest coach in Division I history. And, as senior, he played at Rupp Arena against Kentucky, the winningest program in college basketball."

Mitchell points to Sam Houston's performance in a narrow 10-point loss to Kentucky as which milestone opponent that meant the most to him.

"The UCLA game my freshman year and playing against Bobby Knight as a sophomore were great experiences,



but I had limited playing time in both games," Mitchell said.

But at Kentucky, Ashton was part of history as his roommate, guard Corey Allmond, set an Adolph Rupp Arena record with 11 3-point baskets. Mitchell totaled eight assists and scored nine points in the game.

"That was a special night," Mitchell recalled. "Corey definitely was on fire."

Marlin, who has directed Sam Houston to the best record in the Southland during his 12 years as Bearkat head coach, believes Ashton's most important accomplishment came in the classroom.

"Ashton has already earned his college degree," Marlin said. "He did it in three years and will be working on a second degree this year."

Mitchell earned his degree in criminal justice. He took 42 hours of classes each of the first two years (15 per semester, plus 12 in the summer). Then he realized a degree was in sight.

"That's when I really pushed for it," he said of taking 19 hours each semester last school year, plus 13 hours in the summer.

This semester, Mitchell is taking 12 hours and working toward a second degree, in sociology.

"I'm glad I did it," he said of having a degree completed. "I'm focused only

on basketball. I have a lot of free time."

Mitchell, who ranked sixth nationally in assists last season (6.8 per game), overcame several hurdles to end up at Sam Houston State.

He lived in New Orleans until his senior year of high school. That's when Hurricane Katrina led his family to make their usual evacuation to Austin, Texas, where an uncle lived. This time was different because Katrina's devastation meant no quick return home.

Mitchell and his mother stayed in Austin, where he spent his senior year of high school at Round Rock Westwood. Averaging 21.3 points and 4.7 assists per game, he caught the eye of the Bearkat coaching staff.

"I wasn't sure what was going to happen with recruiting after the move," Ashton said. "But I knew that if I went out and played the best I could, something would happen. My coach at Round Rock really helped me get noticed. I decided to go to Sam Houston because they were the winningest team in the conference and I liked the coaches."

Mitchell finally was able to return to New Orleans and attend graduation at St. Augustine High School. His family also returned to their home in New Orleans. Every time the Kats play in Hammond or Thibodaux, LA, homes of Southland rivals Southeastern Louisiana and Nicholls, a large group of family members travels to see their hometown hero.

Now, as the only four-year player on the 2010 squad, Mitchell believes he has an important role as a leader.

"This is my last shot at winning a conference ring," Mitchell said. "It's important for the younger players to know how much work that takes and what's at stake. We've had a great year so far, but we have to keep focused on playing our best and improving every game."

COREY ALLMOND LIGHTS IT UP FROM THREE

Corey Allmond gets open, takes a pass from his point guard and launches a shot with a high arc that swishes through the basket for a 3-pointer.

It's a sight Sam Houston State fans have seen often this year as the Bearkats have rolled to first place in the Southland Conference men's basketball race.

Allmond leads the Southland and ranks in the top 20 in NCAA Division I in 3-point field goals per game. But the Bearkats' high-scoring guard hasn't always used the long range trey with the high arc.


"I didn't shoot 3's when I was in high school. I drove inside a lot and I had a set shot," Allmond, who was an All-Metro selection at Brandywine High School in Oxon Hill, Md., said. "When I got to junior college, I starting shooting outside. In one of my first games, a big guy blocked my set shot back in my face. That's when I starting putting more arc on my shot."

Sam Houston State head coach Bob Marlin likes Allmond's shot the way it is now.

"Corey has a pretty shot with good rotation," Marlin said. "It's amazing some of the shots he has made. We feel he is one of the best shooters in the country. His outside shooting also opens up a lot for us inside as well."

The Kentucky Wildcats will attest to Marlin's statement. In a 10-point loss to Kentucky in November, Allmond set an Adolph Rupp Arena, Southland Conference and Sam Houston State record with 11 treys. The senior guard ended the night with 37 points, the second-highest point total ever by a Bearkat in an NCAA Division I game.

"When you think of all the great



players who have played at Rupp, one of the most storied Arenas in college basketball, having a Sam Houston guard hold the record for 3-point baskets is something," Marlin said. "Corey also set a school record with 99 treys to rank No. 14 in the nation in -point shooting last year. Definitely, the teams we're playing have somebody out guarding Corey."

Allmond said he knew early on he was going to have a good game

"We before the game coach told me this was a shooters gym," Allmond said. "I started off hitting just one of my first 3, but then I knocked down a few in a row and just started feeling it. When I hit the double-clutch shot, I knew everything I was putting up there was going to go in."

Allmond has scored in double figures in 49 of the Kats' 59 games since he transferred to Sam Houston last season from Howard College in Big Spring. He owns the seventh-highest career scoring average in school history (15.8). With his 16 points a game this season,

the Bearkats have won the Southland Conference regular season championship and are the No. 1 seed in the State Farm Southland Conference Post-Season Classic.

The senior kinesiology major credits his success to his teammates.

"First off, it's hard to get a shot off if you're not catching the ball," Allmond said. "Ashton Mitchell, Drae Murray and Josten Crow are doing a great job of hitting me when I'm open."

With Allmond delivering with the buckets, Sam Houston State has ranked either one or two in NCAA Division I men's basketball in assists all year.

Marlin is amazed at the chemistry between Allmond and Mitchell, the Kats' senior point guard.

"As roommates, the pair are close off the court as well as on," Marlin said. "Ashton is the facilitator. Corey is the shooter. Even though they are short in stature, Ashton and Corey are very good in what they bring to the table."

Since Marlin became Sam Houston head coach in 1999, the Bearkats rank not only as the "winningest" team in the Southland Conference but also rank No. 2 among Texas NCAA Division I teams in victories since 2000. Only the Texas Longhorns have won more games.

GILBERTO CLAVELL HAS MADE AN IMPACT FOR KATS IN 2010

Sam Houston State University men's basketball forward Gilberto Clavell has made a powerful impact on his team this season. In his first season with the Kats he is leading the team in rebounding and second in scoring and is a candidate for Southland Conference player of the year.

Head coach Bob Marlin is excited about how quickly Clavell has transitioned since he arrived here last fall and is optimistic that he will continue to succeed in the future.

"Gilberto plays extremely hard and is a great competitor," Marlin said. "He is a good scorer and defender who immediately stepped up this season. He had made an impact on our team from day one; we need him on our team."

Clavell is a junior, majoring in kinesiology. He is a transfer from Collin County Community College where he averaged 16.1 points and 6.5 rebounds for Coach Jim Sigona. He led the team to a 27-5 record in 2009 and was named the North Texas Junior College Athletic Conference Co-Defensive Player of the year.

He also played for Coach Aubin Coporo at Florida Air Academy, starting for 21-7 quad while averaging 12 points a game. He scored an impressive 34 points in the SHSU vs. Auburn game and has been named the Southland Conference men's basketball player of the week three times this season.

"Playing basketball here is completely different from playing back at home in Puerto Rico," said Clavell. "The first two months here were tough, but my coaches and teammates helped me get through



the hard times. I came to Sam Houston because I knew that we would have a chance to win. I want to go to Katy and win the tournament and make it to the NCAA tournament."

Helping lead Sam Houston to a 22-7 record and the 2010 Southland Conference regular season championship, Clavell leads the Bearkats in both scoring and rebounding. He comes into the Southland tournament averaging 16.9 points and 6.5 rebounds.

He has posted 23 double figure scoring performances including three games of 30 or more points.

Playing basketball in America is a significant accomplishment for Clavell's family and friends in Puerto Rico. It has motivated him to work harder to be the best that he can be.

"Gilberto worked really hard before he came here and adjusted very quickly when he got here and I believe that is because of his work ethic," Marlin said. "He has played a lot of good games and is our top

inside scorer. He is also one of the best post-defenders we have ever had, and he does all of this as a forward. He has definitely worked hard on developing his game in several different positions. We expect to see a more success from him."

Clavell has had many influences in his life to help him get to where he is now. His family has had a big impact on him, as well as his coaches and teammates. He is a passionate, competitive player who earns his success with hard work and determination.

"I have always kind of felt like an underdog," Clavell said. "People always use to tell me that because I was a 6-6 power forward that I would not be able to play very well. But the truth is that it doesn't matter how tall you are or what you look like. What matters is what is in your heart. It is all about playing the game and that keeps me motivated. My family, coaches, and teammates have also had a huge impact on me. They are always there to encourage me and I consider them all family."

Courtesy: Lauren Adkins
SHSU Athletics

JOSTEN CROW "THE GLUE" FOR SAM HOUSTON

"Solid, consistent, great work ethic, strong, and mostly he is doing for us what we envisioned him doing," said Sam Houston men's head basketball coach Bob Marlin when asked how he would describe junior forward Josten Crow. "He's the glue."

This is Crow's third season as a Bearkat, and he has stepped up helping the Bearkats to their best start in 23 years in the Southland Conference. SHSU is 11-0 and has climbed to No. 74 in the NCAA Division I men's basketball RPI rankings, the highest Sam Houston has ever been this late in the season.

Crow is from Houston Westfield High School. He led Westfield to a 36-1 record in 2006, reaching the regional semifinals, and was named as team "Defensive Most Valuable Player". Crow then attended Naval Academy Prep School his freshman year where he averaged 22 points a game and helped lead the squad to 10-10 season record.

"Having gone to Prep a year before he came to Sam really benefitted Josten, he was a year older and a year stronger and was able to come to us and really do great things," Marlin said.

Last season, Crow had a minor setback and missed the first eight games

of season after spraining his MCL during a scrimmage against Rice. The two-year letterman bounced back and the 2010 season has been his first as a starter.

"I'm not going to say there is a disadvantage to starting, but coming off the bench you can see the flow of the game and how the calls are being made, all in all though it has been a smooth transition," Crow said. "Stepping in has been very comfortable, I've been playing with these guys for a long time and was able to get a good amount of playing time last year where I learned how they play."

Crow says that one of the most important factors of helping the team is to build the camaraderie of the team, to become better teammates and better people. Crow has shown leadership in the arena and in classroom, making him one of the three captains.

"He's really done a solid job for us and has been a leader both on the court and in his approach in the classroom," Marlin said. "Josten is the kind of athlete that knows what he wants, and will work to get it."

Marlin has also compared Crow to former Bearkat Shamir McDaniel who was named Academic All-Southland Conference two years in a row and was



started in 55 games during 2006 and 2007.

"I talk to Shamir frequently, and I really did learn a lot from him," Crow said. "Being a first-year player sometimes you just can't get it quite right and having him to go to was such a big help. He was a team captain and someone I looked up to. It is very flattering of coach Marlin to say that, Shamir was a huge part of our team and a leader so to be compared to that I am very honored."

PRESTON BROWN DEMONSTRATES KATS' ACADEMIC COMMITMENT

Preston Brown, starting forward for Sam Houston's men's basketball, was startled by the reaction recently when he was named to the ESPN The Magazine Academic All-District 6 honor squad.

"I was a little surprised to learn the award was such a big deal," Brown said. "But that's the way our coaches are. They really put a strong emphasis on success in academics."

The Academic All-Region team is selected by vote of members of the College Sports Information Directors Association (CoSIDA) for NCAA teams from Texas, Louisiana, New Mexico, Mississippi, Alabama and Oklahoma.


The CoSIDA Academic All-America team is the official national academic honor squad recognized by the NCAA. Members of the All-District first team are eligible for selection to this year's CoSIDA Academic All-America national team. Brown, a senior kinesiology major from Wichita, KS, produced a 3.50 overall grade point average through his first three years of college.

"Coach Marlin is always talking about the important of going to class and getting your school work done," Brown said. "He and the other coaches always talk about how, if you don't work hard in the class room, you don't get to play."

Brown is the latest in a string of SHSU men's basketball players to earn academic honors. Seven SHSU student-athletes have earned Academic All-Southland Conference honors in basketball 17 times since the 2006 season.

"Preston is a leader as he show by his work ethic in the classroom and on the court," Sam Houston head coach Bob Marlin said. "He is a true team player, a good rebounder and a strong defender on the court. He is going to be successful after basketball as well."

The forward from Stringtown, OK, has been an important factor in Sam Houston's drive to an 19-6 record for the season. The Bearkats are on the brink of clinching their third Southland Conference regular season championship since 2000. Brown has averaged 8.9 points and 4.4 rebounds through the first 24



games of the season. .

"The high academic standards at Sam Houston and the emphasis the coaches put on getting your degree are one of the reasons why I choose to come here," Brown said. "After basketball and graduation, I plan to go on to physical therapy school."

MARLIN RANKS BEHIND ONLY HIS FIRST BOSS IN WINNING SLC GAMES

With 225 victories in his 12 years at Sam Houston State, Bearkat head coach Bob Marlin stands as only the second men's basketball coach in Southland Conference history to win 200 games during his league tenure.

Mike Vining, head coach at Louisiana-Monroe from 1983 to 2005, holds the Southland mark for coaching victories with his 383-291 record. Ironically, Vining gave Marlin his start in coaching. Marlin was a graduate assistant for Vining at ULM (then known as Northeast Louisiana).

"A fraternity brother of mine at Mississippi State was a swimmer and interviewed in Monroe for a grad assistant job with the swim team," Marlin recalled. "He called me from the interview and said they were looking for a graduate student to teach golf. I told him I would do it if I could help out in basketball, too. Coach Vining had only been at Northeast about four months, but he said he could use another grad assistant. They hired me sight unseen and, before I knew it, I was driving across the Mississippi at Vicksburg to a town I'd never been to before. My second year, I worked strictly in athletics as a basketball assistant."

Vining, who won seven Southland Conference championships during his tenure at Louisiana-Monroe, is excited about Marlin's many achievements.

"To have someone you've known for a long time, worked with, competed against and admired achieve this level of success is very meaningful," Vining said. "Bob was an outstanding young coach. It's been exciting to watch his career. He's been successful everywhere he's been."



Marlin earned his third Southland Conference men's basketball "Coach of the Year" honor after leading the Bearkats to the 2010 league title. The head coach has produced six 20-plus victory seasons and is leading Sam Houston to its second NCAA appearance.

The head coach also was named as NABC District XXIII "Coach of the Year" and his Bearkats entered the Southland Tournament No. 16 in the NCAA Mid-major rankings.

"When I took the job here at Sam Houston, Louisiana-Monroe was the premier program in the league," Marlin said. "My second season here, we won the league championship and defeated the Indians in our only meeting of the year. Having Coach congratulate me after the game was one of those special moments.."

Vining recalls the moment was a tough one for him.

"You never like to lose, but I was proud for Bob," Vining said. "We had a

lot of success playing in Huntsville before Bob got to Sam Houston, but after he got there, it became a much tougher place to play."

Marlin has a winning record against every team in the Southland Conference. Sam Houston stands as one of only 52 NCAA Division I programs that have posted 20-victory seasons four of the last five years.

Not bad for a coach who never played college basketball.

"I wasn't a very good player," Marlin said. "After hitting only two of seven shots in a high school game, my coach told me I was a good ball-handler so he wanted me to bring up the ball, get it to the shooters, and play defense. His message was pretty clear."

That was when Marlin began to recognize the intricacies of coaching. He credits his high school mentor for lighting the spark.

After working as a student assistant for three years at Mississippi State and serving for two years on Vining's staff at Northeast Louisiana, Marlin went on to work as an assistant at Houston Baptist and Marshall before becoming head coach at Pensacola Junior College. In five years at Pensacola, he compiled a 123-35 record, winning the junior college national championship in 1993. Marlin is a member of the Florida Junior College Athletic Hall of Fame.

Marlin moved to Alabama as assistant coach for two seasons before coming to Sam Houston State.

"A good friend of mine likes to say, 'If you work hard, everything else takes care of itself.' That is so true," Marlin said. "Sam Houston State gave me a great opportunity."

WHAT IS A BEARKAT ?

Sam Houston State's athletic teams have been nicknamed "The Bearkats" since 1923 when the university's name was changed by the Texas state legislature from Sam Houston Normal Institute to Sam Houston State Teachers College. Prior to 1923, the varsity sports teams were nicknamed "The Normals."

Early references to "Bearkats" spelled the name either "Bearcats," "Bear Cats," or "Barkats." A bearcat is said by some to be a kinkajou, a small, golden, carnivorous

mammal that resides in the jungles of South America. It is doubtful those who coined the "Bearkat" nickname had either a kinkajou or a binturong in mind, however. More likely, the name came from a popular local saying of the time, "tough as a Bearkat!" Since the animal in the saying was thought more mythical than real, the spelling settled upon was "Bearkat."

In the late 1940s, then SHSU President Harmon Lowman attempted to change the

Sam Houston mascot from Bearkats to "Ravens" (after General Sam Houston's Cherokee nickname). Mrs. Vernon Schuder reported that the alumni were polled, she voted for the raven but that "all those old Bearkats beat us out!"

The current Sammy Bearkat mascot character began appearing at Sam Houston State sports events in 1959.

Sam Houston State 2009-10 Men's Basketball

RECORD:	OVERALL	HOME	AWAY	NEUTRAL
ALL GAMES	22-7	13-1	7-6	2-0
CONFERENCE	14-2	8-0	6-2	0-0

November

14	LeTourneau	W	73-42
16	Texas College	W	91-54
19	at Kentucky (ESPN 360)	L	92-102
21	at Cleveland St.	L	65-80
24	vs. Oral Roberts#	W	71-65
25	vs. Rider#	W	80-68
30	Mid-America Christian	W	87-55

December

5	Louisiana-Lafayette	L	85-95
12	Ecclesia College	W	69-40
20	at Auburn (ESPN 360)	W	107-89
22	Florida International	W	93-63
28	at Wright St.	L	44-88

January

3	at Western Michigan	L	73-74
9	Stephen F. Austin* (TV)	W	66-57
16	at Southeastern LA*	W	84-79
20	Texas St.*	W	95-64
23	at UT-Arlington*	W	67-64
27	Lamar*	W	90-63
30	at A&M-Corpus Christi*	W	70-58

February

3	UTSA*	W	73-67
6	Central Arkansas*	W	75-70
10	at Nicholls*	W	75-69
13	A&M-Corpus Christi*	W	90-74
17	at Lamar*	W	66-54
20	at UTSA* (OT)	L	90-91
24	McNeese St.*	W	74-56
27	UT-Arlington*	W	94-69

March

3	at Northwestern St.*	W	103-75
6	at Texas St.* (OT)	L	97-101
10	Nicholls (SLC)	W	62-57
11	Southeastern LA (SLC)	W	88-85
13	Stephen F. Austin (SLC)	W	64-48

* Southland Conference game

**Post-Season Tournament in Katy, TX

#Cancun, Mexico

Team Statistics	SHSU	OPP
SCORING	2557	2216
Points per game	79.9	69.2
Scoring margin	+10.7	-
FIELD GOALS-ATT	886-1895	763-1775
Field goal pct	.468	.430
3 POINT FG-ATT	281-744	199-600
3-point FG pct	.378	.332
3-pt FG made per game	8.8	6.2
FREE THROWS-ATT	504-714	491-720
Free throw pct	.706	.682
F-Throws made per game	15.8	15.3
REBOUNDS	1211	1060
Rebounds per game	37.8	33.1
Rebounding margin	+4.7	-
ASSISTS	653	526
Assists per game	20.4	16.4
TURNOVERS	431	496
Turnovers per game	13.5	15.5
Turnover margin	+2.0	-
Assist/turnover ratio	1.5	1.1
STEALS	250	202
Steals per game	7.8	6.3
BLOCKS	84	92
Blocks per game	2.6	2.9

SCORE BY PERIODS:	1st	2nd	OT	Total
Sam Houston State	1292	1242	23	2557
Opponents	1004	1184	28	2216

Bearkat Games In Double Figures

Player	SCORING		REBOUNDING	
	2010	Career	2010	Career
Corey Allmond	27	51	0	0
Ashton Mitchell	21	46	0	0
Preston Brown	16	28	3	5
Gilberto Clavell	26	26	6	6
Lance Pevehouse	6	17	1	1
Drae Murray	3	9	0	0
Josten Crow	8	8	2	2
Antuan Bootle	2	2	1	1

Bearkat Basketball

Double Doubles

Player	Pts.	Reb	Opponent
Preston Brown	11	11	MAC
Gilberto Clavell	26	10	La-Lafayette
Gilberto Clavell	21	12	SFA
Josten Crow	14	12	La-Lafayette
Gilberto Clavell	25	10	UTA
Preston Brown	13	10	Central Ark
Preston Brown	19	11	Lamar
Gilberto Clavell	21	11	UTA
Gilberto Clavell	35	10	Texas St.
Josten Crow	14	14	SFA

Sam Houston When	Won-Lost
Ahead at halftime	24-3
Trailing at halftime	21-4
Tied at halftime	1-0
Outscore opponents in 2nd half	15-1
Outscored by opponents in 2nd half	5-7
Tie with opponents in 2nd half	4-0
FG shooting above 40%	22-4
FG shooting 40% or lower	4-3
Foes shoot 40% or lower	11-0
Foes shoot above 40%	14-6
Bearkats out-rebound oponents	20-1
Opponents out-rebound Bearkats	3-6
Rebound totals even	2-0
Bearkats hit 5 of more 3-Pt. FG	22-7
Bearkats hit less than 5 3-Pt. FG	3-0
Fewer turnovers than opponents	16-3
More turnovers than oppoents	8-3
Tie with opponents in TO	1-1

Sam Houston State 2009-10 Men's Season Basketball Statistics

## Player	GP	GS	Min	Avg	TOTAL FG			3-PTS			FREE THROWS			REBOUNDS				PF	FO	A	TO	Blk	Stl	POINTS	
					FG	FGA	Pct	3FG	FGA	Pct	FT	FTA	Pct	Off	Def	Tot	Avg							Pts	Avg.
14 Clavell, Gilberto	32	32	890	27.8	195	339	.575	2	13	.154	148	201	.736	89	114	203	6.3	103	6	43	85	5	23	540	16.9
10 Allmond, Corey	32	31	986	30.8	180	408	.441	94	250	.376	56	75	.747	13	64	77	2.4	34	0	69	45	0	32	510	15.9
01 Mitchell, Ashton	32	30	920	28.8	133	283	.470	52	124	.419	87	117	.744	16	66	82	2.6	73	1	162	87	4	56	405	12.7
15 Brown, Preston	31	18	637	20.5	94	217	.433	32	80	.400	59	95	.621	51	113	164	5.3	92	3	38	39	28	13	279	9.0
11 Crow, Josten	32	32	934	29.2	86	168	.512	29	71	.408	58	89	.652	62	124	186	5.8	91	3	124	43	10	50	259	8.1
21 Pevehouse, Lance	32	1	680	21.3	56	151	.371	39	109	.358	42	61	.689	32	98	130	4.1	62	3	71	32	11	27	193	6.0
05 Murray, Drae	32	2	540	16.9	47	131	.359	25	74	.338	19	24	.792	8	45	53	1.7	44	0	114	48	0	24	138	4.3
25 Bootle, Antuan	24	11	317	13.2	43	88	.489	0	0	.000	20	29	.690	43	76	119	5.0	55	2	8	22	10	13	106	4.4
20 Thompson, Aaron	17	0	123	7.2	16	34	.471	6	14	.429	1	1	1.000	9	19	28	1.6	20	0	7	9	7	1	39	2.3
23 Cooper, Marco	23	0	159	6.9	14	25	.560	0	0	.000	6	11	.545	19	25	44	1.9	23	0	7	7	2	2	34	1.5
24 Zulu, Arthur	26	3	157	6.0	14	27	.519	0	0	.000	5	8	.625	9	16	25	1.0	31	0	2	7	7	5	33	1.3
12 Charles, Trevon	9	0	108	12.0	8	24	.333	2	9	.222	3	3	1.000	9	12	21	2.3	13	0	8	4	0	4	21	2.3
TM Team.....														42	37	79	2.5	0		3				0	
Total.....	32				886	1895	.468	281	744	.378	504	714	.706	402	809	1211	37.8	641	18	653	431	84	250	2557	79.9
Opponents.....	32				763	1775	.430	199	600	.332	491	720	.682	334	726	1060	33.1	658	23	526	496	92	202	2216	69.2

TEAM STATISTICS IN VICTORIES

## Player	GP	GS	Min	Avg	TOTAL FG			3-PTS			FREE THROWS			REBOUNDS				PF	FO	A	TO	Blk	Stl	POINTS	
					FG	FGA	Pct	3FG	FGA	Pct	FT	FTA	Pct	Off	Def	Tot	Avg							Pts	Avg.
Total.....	25				703	1454	.483	210	570	.368	391	548	.714	306	674	980	39.2	484	11	531	339	77	197	2007	80.3
Opponents.....	25				546	1374	.397	138	472	.292	355	527	.674	255	536	791	31.6	512	16	390	392	64	161	1585	63.4

TEAM STATISTICS IN LOSSES

## Player	GP	GS	Min	Avg	TOTAL FG			3-PTS			FREE THROWS			REBOUNDS				PF	FO	A	TO	Blk	Stl	POINTS	
					FG	FGA	Pct	3FG	FGA	Pct	FT	FTA	Pct	Off	Def	Tot	Avg							Pts	Avg.
Total.....	7				183	441	.415	71	174	.408	113	166	.681	96	135	231	33.0	157	7	122	92	7	53	550	78.6
Opponents.....	7				217	401	.541	61	128	.477	136	193	.705	79	190	269	38.4	146	7	136	104	28	41	631	90.1

Southland Conference Games Statistics

## Player	GP	GS	Min	Avg	TOTAL FG			3-PTS			FREE THROWS			REBOUNDS				PF	FO	A	TO	Blk	Stl	POINTS	
					FG	FGA	Pct	3FG	FGA	Pct	FT	FTA	Pct	Off	Def	Tot	Avg							Pts	Avg.
14 Clavell, Gilberto	16	16	455	28.4	104	178	.584	0	6	.000	80	111	.721	50	63	113	7.1	54	4	20	42	4	12	288	18.0
10 Allmond, Corey	16	16	499	31.2	90	208	.433	42	124	.339	35	41	.854	4	30	34	2.1	16	0	35	26	0	15	257	16.1
01 Mitchell, Ashton	16	16	489	30.6	65	142	.458	29	66	.439	54	61	.885	10	35	45	2.8	42	1	86	48	4	34	213	13.3
15 Brown, Preston	16	9	351	21.9	51	113	.451	17	44	.386	33	58	.569	27	66	93	5.8	55	3	23	22	14	9	152	9.5
11 Crow, Josten	16	16	507	31.7	51	100	.510	17	45	.378	23	38	.605	30	66	96	6.0	54	3	64	22	6	22	142	8.9
21 Pevehouse, Lance	16	0	337	21.1	30	70	.429	19	52	.365	24	34	.706	15	55	70	4.4	38	2	37	15	6	6	103	6.4
05 Murray, Drae	16	0	274	17.1	22	62	.355	11	35	.314	14	17	.824	3	25	28	1.8	25	0	52	23	0	12	69	4.3
25 Bootle, Antuan	9	7	141	15.7	17	33	.515	0	0	.000	9	12	.750	15	42	57	6.3	24	1	5	9	5	4	43	4.8
23 Cooper, Marco	12	0	87	7.3	10	15	.667	0	0	.000	3	5	.600	13	17	30	2.5	14	0	6	2	1	2	23	1.9
20 Thompson, Aaron	8	0	47	5.9	4	11	.364	2	6	.333	0	0	.000	2	5	7	0.9	7	0	2	4	0	1	10	1.3
24 Zulu, Arthur	12	0	64	5.3	4	9	.444	0	0	.000	1	2	.500	3	6	9	0.8	16	0	1	2	4	1	9	0.8
TM Team.....														17	26	43	2.9	0		1				0	
Total.....	16				448	941	.476	137	378	.362	276	379	.728	189	436	625	39.1	345	14	331	216	44	118	1309	81.8
Opponents.....	16				375	906	.414	92	298	.309	269	405	.664	176	363	539	33.7	344	12	281	229	44	104	1111	69.4

Sam Houston Men's Basketball 2009-10 Individual Game By Game-Points-Rebounds-Assists

Opponent	Result	01 MITCHELL	05 MURRAY	10 ALLMOND	11 CROW	12 CHARLES	14 CLAVELL	15 BROWN	20 THOMPSON	21 PEVEHOUSE	23 COOPER	24 ZULU	25 BOOTLE
LETOURNEAU	73-42	8-2-4	8-5-8	15-1-1	9-9-5	3-1-2	11-5-0	7-6-2	2-2-0	3-8-3	0-2-0	7-4-0	0-5-0
TEXAS COLLEGE	91-54	12-3-5	9-1-5	13-4-5	2-4-7	4-3-3	19-3-2	DNP	7-4-2	6-4-3	0-2-0	6-5-1	13-7-1
at Kentucky	92-102	9-2-8	2-1-4	37-2-2	6-4-3	2-3-0	14-4-0	11-2-1	DNP	9-4-5	DNP	2-1-0	0-7-0
at Cleveland State	65-80	2-0-3	3-1-4	11-4-0	8-3-1	6-2-1	7-3-1	13-7-0	0-1-1	13-3-1	DNP	0-0-0	2-6-0
vs ORU	71-65	16-4-6	4-1-3	17-3-4	6-4-4	6-4-1	6-4-1	6-1-0	0-0-0	4-3-0	2-0-0	DNP	4-4-0
vs RIDER	80-68	28-4-6	0-1-0	14-3-4	0-1-2	0-4-0	15-7-1	9-4-1	DNP	3-7-0	2-1-0	DNP	9-5-0
MID-AMERICA	87-55	16-2-5	15-2-3	7-2-3	7-9-6	0-2-1	9-12-1	11-11-2	7-1-1	6-7-3	1-1-0	4-1-0	4-4-1
LA-LAFAYETTE	85-95	18-1-6	0-0-3	17-4-2	8-5-3	0-2-0	26-10-4	9-5-2	DNP	1-3-3	DNP	0-0-0	6-1-0
ECCLESIA	69-40	6-2-4	6-5-5	15-2-1	6-8-3	0-0-0	21-5-0	11-4-1	0-4-0	0-1-3	2-2-1	0-1-0	2-2-0
at Auburn	107-89	10-3-1	3-2-10	25-2-4	15-5-2	DNP	34-8-3	7-6-2	DNP	13-6-0	0-0-0	0-1-0	0-1-0
FIU	93-63	8-3-4	3-1-7	14-2-2	11-9-8	DNP	20-6-1	15-4-2	3-2-0	6-1-6	2-1-0	0-2-0	11-5-0
at WSU	48-88	4-1-0	5-1-2	9-0-0	5-4-1	DNP	3-4-1	6-1-0	8-6-0	2-4-2	0-0-0	0-1-0	6-8-0
at WMU	73-74	4-3-8	6-2-3	22-5-3	9-5-3	DNP	18-5-2	6-2-1	2-1-1	6-0-1	DNP	0-0-0	DNP
SFA	66-57	11-2-9	0-0-0	2-2-2	14-14-6	DNP	21-12-4	6-0-1	0-0-0	8-0-0	DNP	0-0-0	4-4-0
at SLU	84-79	24-3-3	0-0-0	17-2-0	2-2-2	DNP	18-7-0	13-5-0	0-0-0	6-7-2	DNP	DNP	4-7-0
TXST	95-64	19-4-6	4-1-7	22-1-1	8-4-3	DNP	12-6-1	12-6-1	0-0-1	7-3-4	2-1-0	3-3-0	6-12-2
at UTA	67-64	7-2-3	6-3-0	17-1-1	5-7-3	DNP	25-10-1	1-1-2	0-1-1	3-5-2	DNP	0-0-1	3-5-0
LAMAR	90-63	14-3-5	5-4-7	24-2-1	7-3-4	DNP	0-1-1	12-6-4	7-2-0	9-5-3	2-2-2	2-0-0	8-11-1
at AMCC	70-58	15-6-5	0-1-2	16-2-1	7-8-1	DNP	11-5-0	10-2-1	DNP	11-0-1	0-0-0	DNP	0-3-1
UTSA	73-67	22-2-7	0-3-3	14-2-3	8-4-7	DNP	27-6-1	0-5-1	DNP	0-1-3	DNP	0-0-0	2-6-0
UCA	75-70	6-0-5	3-0-4	13-4-2	11-9-6	DNP	15-6-3	13-10-2	DNP	2-5-2	0-2-0	DNP	12-6-1
at NICH	75-69	18-3-3	2-4-6	12-2-0	5-1-2	DNP	11-3-0	9-5-1	DNP	13-8-1	1-0-0	4-3-0	4-3-0
AMCC	90-74	10-2-9	12-1-4	15-1-8	14-6-8	DNP	30-8-0	3-8-2	DNP	4-5-1	2-0-0	0-0-0	DNP
at LU	66-54	8-6-2	5-3-5	9-2-3	4-4-5	DNP	18-5-3	19-11-2	0-2-0	3-2-0	0-1-0	0-1-0	DNP
at UTSA	90-91	13-2-3	11-1-4	17-4-4	9-4-3	DNP	14-6-1	10-9-0	0-1-0	16-3-1	0-0-0	0-1-0	DNP
MCN	74-56	12-1-7	3-3-4	22-1-1	9-11-3	DNP	9-10-0	11-8-1	3-1-0	1-7-3	4-8-2	0-0-0	DNP
UTA	94-69	11-2-7	7-2-4	21-4-1	3-5-5	DNP	21-11-3	15-5-2	DNP	6-4-7	6-7-1	4-2-0	DNP
at NWLA	103-75	7-3-4	9-2-2	24-3-4	15-5-4	DNP	21-7-0	13-8-2	DNP	9-10-3	5-8-1	0-0-0	DNP
at TXST	97-101	16-4-8	2-0-0	12-1-3	21-9-2	DNP	35-10-2	5-4-1	DNP	5-5-4	1-1-0	0-2-0	DNP
vs NICH	62-57	20-3-3	5-1-3	0-1-1	14-5-3	DNP	12-5-1	0-6-1	DNP	4-2-0	2-3-0	5-0-0	0-1-0
vs SLU	88-85	18-1-7	0-0-2	18-2-1	8-9-5	DNP	16-4-1	12-4-0	DNP	14-4-3	0-2-0	0-0-0	2-4-1
vs SFA	64-48	13-3-6	0-1-0	19-6-1	3-6-4	DNP	21-5-4	4-8-0	DNP	0-3-1	DNP	0-0-0	4-2-0

Sam Houston Specialty Stats

Points	In Paint	Off T/O	2nd Chance	Fast Break	Bench
	SH-Foe	SH-Foe	SH-Foe	SH-Foe	SH-Foe
LeTourneau	42-10	17-2	11-8	6-2	23-32
Texas College	58-14	31-8	17-8	20-0	46-23
Kentucky	18-48	21-20	5-16	6-8	24-0
Cleveland St.	20-22	16-19	5-8	3-5	37-17
ORU	36-26	21-14	6-6	8-6	20-14
Rider	24-26	21-14	16-4	4-4	14-11
MAC	32-18	20-10	20-9	10-2	37-37
La-Lafayette	30-42	18-10	18-8	6-6	7-24
Ecclesia	26-8	25-0	19-5	4-0	10-18
Auburn	34-30	18-15	8-17	2-4	23-23
FIU	30-28	18-11	20-20	2-4	34-25
Wright St.	14-24	7-24	10-14	0-0	21-40
W. Michigan	40-30	14-8	13-13	12-14	14-15
SFA	34-34	16-10	6-2	10-0	12-8
SE LA	34-28	19-10	16-7	8-4	19-42
UTA	24-24	15-20	15-6	4-8	10-13
Lamar	34-22	20-15	7-6	12-4	37-18
TAMUCC	28-32	16-7	5-12	10-2	21-22
UTSA	38-28	14-4	9-10	10-0	0-15
UCA	36-22	16-17	14-7	6-2	17-9
Nicholls	26-26	8-19	2-11	4-2	25-10
TAMUCC	32-32	14-13	13-9	4-6	18-16
Lamar	24-21	19-19	7-2	6-3	8-8
UTSA	28-34	8-17	14-7	2-2	27-13
McNeese	24-24	17-11	16-12	6-6	11-35
UTA	32-28	31-8	21-13	10-2	23-9
NW St	44-18	13-9	19-14	6-2	23-21
Texas St.	34-48	16-18	11-11	15-10	8-18
Nicholls	24-26	20-10	2-12	4-2	16-7
SE LA	32-38	30-17	14-9	15-15	26-39
SFA	24-24	15-9	8-13	4-2	5-4
SHSU Average	31.0	18.1	11.9	7.3	20.1
Foe Average	26.8	12.5	9.7	4.0	19.2

Sam Houston Opponents Leads Overcome

Opponent	Details	Result
LeTourneau	Trailed by 1 - 1st half 16:00	Won 73-42
Oral Roberts	Trailed by 5 - 2nd half 11:14	Won 71-65
Rider	Trailed by 9 - 1st half 14:47	Won 80-68
Ecclesia	Trailed by 2 - 1st half 18:41	Won 69-40
Auburn	Trailed by 4 - 1st half 11:56	Won 107-89
FIU	Trailed by 4 - 1st half 3:34	Won 93-63
SFA	Trailed by 3 - 2nd half 14:27	Won 66-57
SE La	Trailed by 5 - 1st half 4:32	Won 84-79
TAMUCC	Trailed by 15 - 1st half 11:04	Won 70-58
UTSA	Trailed by 4 - 1st half 8:01	Won 73-67
UCA	Trailed by 5 - 1st half 19:11	Won 75-70
Nicholls	Trailed by 6 - 1st half 16:40	Won 75-69
McNeese	Trailed by 4 - 1st half 18:28	Won 74-56
UTA	Trailed by 2 - 1st half 18:38	Won 94-69
Nicholls	Trailed by 2 - 2nd half 11:08	Won 62-57

Sam Houston Men's Basketball 2009-10 Averages / Shooting Percentages

##	SUMMARY	GP	GS	Min	FG%	3PT%	FT%	R/G	A/G	STL	BLK	PTS/G
14	Clavell, Gilberto	32	32	27.8	.575	.154	.736	6.3	1.3	23	5	16.9
10	Allmond, Corey	32	31	30.8	.441	.376	.747	2.4	2.2	32	0	15.9
01	Mitchell, Ashton	32	30	28.8	.470	.419	.744	2.6	5.1	56	4	12.7
15	Brown, Preston	31	18	20.5	.433	.400	.621	5.3	1.2	13	28	9.0
11	Crow, Josten	32	32	29.2	.512	.408	.652	5.8	3.9	50	10	8.1
21	Pevehouse, Lance	32	1	21.3	.371	.358	.689	4.1	2.2	27	11	6.0
05	Murray, Drae	32	2	16.9	.359	.338	.792	1.7	3.6	24	0	4.3
25	Bootle, Antuan	24	11	13.2	.489	.000	.690	5.0	0.3	13	10	4.4
20	Thompson, Aaron	17	0	7.2	.471	.429	1.000	1.6	0.4	1	7	2.3
23	Cooper, Marco	23	0	6.9	.560	.000	.545	1.9	0.3	2	2	1.5
24	Zulu, Arthur	26	3	6.0	.519	.000	.625	1.0	0.1	5	7	1.3
12	Charles, Trevon	9	0	12.0	.333	.222	1.000	2.3	0.9	4	0	2.3
Total.....		32			.468	.378	.706	37.8	20.4	250	84	79.9
Opponents.....		32			.430	.332	.682	33.1	16.4	202	92	69.2

	GP	FG	FGA	FG%	3FG	FGA	3PT%	FT	FTA	FT%	PTS	PTS/G
Clavell, Gilberto	32	195	339	.575	2	13	.154	148	201	.736	540	16.9
Allmond, Corey	32	180	408	.441	94	250	.376	56	75	.747	510	15.9
Mitchell, Ashton	32	133	283	.470	52	124	.419	87	117	.744	405	12.7
Brown, Preston	31	94	217	.433	32	80	.400	59	95	.621	279	9.0
Crow, Josten	32	86	168	.512	29	71	.408	58	89	.652	259	8.1
Pevehouse, Lance	32	56	151	.371	39	109	.358	42	61	.689	193	6.0
Murray, Drae	32	47	131	.359	25	74	.338	19	24	.792	138	4.3
Bootle, Antuan	24	43	88	.489	0	0	.000	20	29	.690	106	4.4
Thompson, Aaron	17	16	34	.471	6	14	.429	1	1	1.000	39	2.3
Cooper, Marco	23	14	25	.560	0	0	.000	6	11	.545	34	1.5
Zulu, Arthur	26	14	27	.519	0	0	.000	5	8	.625	33	1.3
Charles, Trevon	9	8	24	.333	2	9	.222	3	3	1.000	21	2.3
Total.....	32	886	1895	.468	281	744	.378	504	714	.706	2557	79.9
Opponents.....	32	763	1775	.430	199	600	.332	491	720	.682	2216	69.2

TOTALS	GP	MIN	OREB	DREB	TOT	PF	FO	A	TO	A/TO	HI
Clavell, Gilberto	32	890	89	114	203	103	6	43	85	0.5	35
Allmond, Corey	32	986	13	64	77	34	0	69	45	1.5	37
Mitchell, Ashton	32	920	16	66	82	73	1	162	87	1.9	28
Brown, Preston	31	637	51	113	164	92	3	38	39	1.0	19
Crow, Josten	32	934	62	124	186	91	3	124	43	2.9	21
Pevehouse, Lance	32	680	32	98	130	62	3	71	32	2.2	16
Murray, Drae	32	540	8	45	53	44	0	114	48	2.4	15
Bootle, Antuan	24	317	43	76	119	55	2	8	22	0.4	13
Thompson, Aaron	17	123	9	19	28	20	0	7	9	0.8	8
Cooper, Marco	23	159	19	25	44	23	0	7	7	1.0	6
Zulu, Arthur	26	157	9	16	25	31	0	2	7	0.3	7
Charles, Trevon	9	108	9	12	21	13	0	8	4	2.0	6
Total.....	32	6451	402	809	1211	641	18	653	431	1.5	107
Opponents.....	32	6451	334	726	1060	658	23	526	496	1.1	102

Sam Houston 2009-10 Men's Basketball Game By Game Team Totals

SAM HOUSTON TEAM STATISTICS

Opponent	Date	Score	W/L	TOTAL			3-PTRS		REBOUNDS			Off	Def	Tot	Avg	PF	A	TO	Blk	Stl	Pts	Avg	
				FG	FGA	Pct	3FG	FGA	Pct	FT	FTA												Pct
LETOURNEAU	11/14/09	73-42	W	29	65	.446	5	22	.227	10	17	.588	14	36	50	50.0	22	25	14	8	10	73	73.0
TEXAS COLLEGE	11/16/09	91-54	W	38	65	.585	7	20	.350	8	13	.615	11	29	40	45.0	11	34	14	5	15	91	82.0
at Kentucky	11/19/09	92-102	L	29	77	.377	18	38	.474	16	19	.842	15	18	33	41.0	23	23	12	1	14	92	85.3
at Cleveland St	11/21/09	65-80	L	22	55	.400	11	22	.500	10	15	.667	14	18	32	38.8	22	12	19	1	6	65	80.2
vs Oral Roberts	11/24/09	71-65	W	28	56	.500	1	12	.083	14	18	.778	6	23	29	36.8	19	19	10	0	8	71	78.4
vs Rider	11/25/09	80-68	W	27	65	.415	12	29	.414	14	16	.875	15	23	38	37.0	18	14	10	1	6	80	78.7
MID-AM.CHRISTIAN	11/30/09	87-55	W	30	64	.469	12	22	.545	15	21	.714	18	37	55	39.6	18	26	19	4	9	87	79.9
LA-LAFAYETTE	12/05/09	85-95	L	26	59	.441	6	15	.400	27	45	.600	16	15	31	38.5	22	23	14	0	11	85	80.5
ECCLESIA	12/12/09	69-40	W	25	64	.391	6	28	.214	13	17	.765	22	23	45	39.2	14	18	8	4	5	69	79.2
at Auburn	12-20-09	107-89	W	38	66	.576	15	28	.536	16	25	.640	9	28	37	39.0	21	22	15	0	6	107	82.0
FIU	12/22/09	93-63	W	33	52	.635	16	29	.552	11	15	.733	10	26	36	38.7	13	30	15	1	7	93	83.0
at Wright St	12/28/09	48-88	L	15	52	.288	5	19	.263	13	27	.481	17	16	33	38.2	16	6	16	3	3	48	80.1
at Western Michigan	1/3/10	73-74	L	30	66	.455	9	23	.391	4	7	.571	13	15	28	37.5	16	22	7	1	10	73	79.5
SFA	1/09/10	66-57	W	26	61	.426	4	18	.222	10	19	.526	11	26	37	40.8	17	22	6	2	8	66	81.9
at Southeastern La	1/16/10	84-79	W	25	65	.385	5	17	.294	29	36	.806	17	22	39	37.5	19	7	7	3	7	84	78.9
TEXAS STATE	1/20/10	95-64	W	29	58	.500	10	25	.400	27	38	.711	10	32	42	37.8	23	26	12	3	10	95	79.9
at UT Arlington	1/23/10	67-64	W	24	59	.407	8	27	.296	11	21	.524	16	25	41	38.0	26	14	17	3	4	67	79.2
LAMAR	1/27/10	90-63	W	31	58	.534	11	20	.550	17	22	.773	7	34	41	38.2	27	28	19	7	8	90	79.8
at TAMCC	1/30/10	70-58	W	24	51	.471	5	23	.217	17	18	.944	9	22	31	37.8	20	12	1	6	70	79.3	
UTSA	02/03/10	73-67	W	26	56	.464	6	21	.286	15	18	.833	8	23	31	37.5	12	25	6	2	5	73	78.9
CENTRAL ARKANSAS	02/06/10	75-70	W	27	52	.519	6	16	.375	15	23	.652	12	31	43	37.7	20	25	16	6	5	75	78.8
at Nicholls	02/10/10	75-69	W	22	37	.595	6	16	.375	25	31	.806	4	27	31	37.4	28	13	20	1	7	75	78.6
TAMCC	02/13/10	90-74	W	35	59	.593	10	26	.385	10	15	.667	9	23	32	37.2	14	32	13	2	10	90	79.1
at Lamar	02/17/10	66-54	W	24	52	.462	9	21	.429	9	14	.643	13	29	42	37.4	17	20	22	3	10	66	78.5
at UTSA	02/20/10	90-91	Lot	31	67	.463	15	40	.375	13	17	.765	10	25	35	37.3	32	16	13	1	3	90	79.0
MCNEESE ST.	02/24/10	74-56	W	24	61	.393	10	28	.357	16	25	.640	19	32	51	37.8	17	21	17	2	6	74	78.8
UT ARLINGTON	02/27/10	94-69	W	33	68	.485	14	34	.412	14	18	.778	17	25	42	38.0	20	30	13	6	10	94	79.4
at Northwestern St	3/3/10	103-75	W	37	72	.514	11	29	.379	18	28	.643	16	32	48	38.3	27	20	12	2	13	103	80.2
at Texas State	03/06/10	97-101	Lot	30	65	.462	7	17	.412	30	36	.833	11	28	39	38.3	26	20	11	0	6	97	80.8
vs Nicholls	03/10/10	62-57	W	18	36	.500	4	14	.286	22	29	.759	4	24	28	38.0	17	12	15	1	8	62	80.2
vs Southeastern La	03/11/10	88-85	W	29	67	.433	11	23	.478	19	28	.679	19	16	35	37.9	23	20	14	5	9	88	80.4
vs SFA	03/13/10	64-48	W	21	45	.467	6	22	.273	16	23	.696	10	26	36	37.8	21	16	13	5	5	64	79.9

OPPONENT TEAM STATISTICS

Opponent	Date	Score	W/L	TOTAL			3-PTRS		REBOUNDS			Off	Def	Tot	Avg	PF	A	TO	Blk	Stl	Pts	Avg	
				FG	FGA	Pct	3FG	FGA	Pct	FT	FTA												Pct
LETOURNEAU	11/14/09	73-42	W	11	56	.196	3	16	.188	17	26	.654	12	27	39	39.0	21	8	18	1	7	42	42.0
TEXAS COLLEGE	11/16/09	91-54	W	20	58	.345	9	27	.333	5	9	.556	8	18	26	32.5	11	18	23	1	5	54	48.0
at Kentucky	11/19/09	92-102	L	36	60	.600	11	22	.500	19	29	.655	14	34	48	37.7	15	21	23	12	7	102	66.0
at Cleveland St	11/21/09	65-80	L	25	47	.532	9	13	.692	21	29	.724	7	21	28	35.2	19	16	15	1	9	80	69.5
vs Oral Roberts	11/24/09	71-65	W	25	57	.439	4	18	.222	11	14	.786	12	25	37	35.6	19	11	17	3	6	65	68.6
vs Rider	11/25/09	80-68	W	24	54	.444	7	24	.292	13	17	.765	10	25	35	35.5	20	10	17	4	2	68	68.5
MID-AM.CHRISTIAN	11/30/09	87-55	W	18	57	.316	6	18	.333	13	25	.520	9	18	27	34.3	17	14	17	0	8	55	66.6
LA-LAFAYETTE	12/05/09	85-95	L	34	52	.654	6	11	.545	21	32	.656	9	26	35	34.4	31	30	20	3	4	95	70.1
ECCLESIA	12/12/09	69-40	W	15	40	.375	6	18	.333	4	8	.500	6	21	27	33.6	13	13	18	1	4	40	66.8
at Auburn	12-20-09	107-89	W	32	63	.508	7	22	.318	18	27	.667	9	23	32	33.4	24	15	16	2	7	89	69.0
FIU	12/22/09	93-63	W	24	59	.407	4	21	.190	11	13	.846	10	11	21	32.3	18	18	11	0	5	63	68.5
at Wright St	12/28/09	48-88	L	32	56	.571	15	25	.600	9	11	.818	9	28	37	32.7	22	20	12	1	4	88	70.1
at Western Michigan	1/3/10	73-74	L	28	56	.500	7	19	.368	11	14	.786	14	25	39	33.2	14	18	15	6	5	74	70.4
SFA	1/09/10	66-57	W	21	52	.404	2	16	.125	13	17	.765	7	29	36	31.1	17	20	12	0	4	57	59.2
at Southeastern La	1/16/10	84-79	W	27	56	.482	11	25	.440	14	17	.824	7	26	33	33.3	29	22	18	6	3	79	70.1
TEXAS STATE	1/20/10	95-64	W	20	61	.328	4	19	.211	20	30	.667	16	28	44	34.0	29	17	21	2	8	64	69.7
at UT Arlington	1/23/10	67-64	W	18	47	.383	3	16	.188	25	34	.735	9	23	32	33.9	23	10	13	1	9	64	69.4
LAMAR	1/27/10	90-63	W	20	55	.364	3	12	.250	20	34	.588	10	21	31	33.7	22	17	18	4	8	63	69.0
at TAMCC	1/30/10	70-58	W	21	49	.429	3	15	.200	13	21	.619	13	18	31	33.6	19	13	17	1	3	58	68.4
UTSA	2/03/10	73-67	W	24	58	.414	7	20	.350	12	15	.800	12	25	37	33.8	14	22	12	3	4	67	68.3
CENTRAL ARKANSAS	2/06/10	75-70	W	22	53	.415	10	20	.500	16	27	.593	9	16	25	33.3	18	20	11	2	7	70	68.4
at Nicholls	2/10/10	75-69	W	21	48	.438	7	18	.389	20	30	.667	6	14	20	32.7	28	13	12	1	8	69	68.5
TAMCC	2/13/10	90-74	W	29	61	.475	6	19	.316	10	15	.667	12	17	29	32.6	18	25	14	3	10	74	68.7
at Lamar	02/17/10	66-54	W	17	51	.333	4	14	.286	16	20	.800	8	18	26	32.3	15	16	14	4	9	54	68.1
at UTSA	02/20/10	90-91	Lot	31	67	.463	15	40	.375	13	17	.765	10	25	35	37.3	32	16	13	1	3	90	79.0
at UTSA	02/20/10	90-91	Lot	26	58	.448	4	19	.211	35	45	.778	10	28	38	32.5	18	8	8	1	7	91	69.0
MCNEESE ST.	02/24/10	74-56	W	22	59	.373	4	18	.222	8	15	.533	9	23	32	32.5	22	14	17	3	6	56	68.5
UT ARLINGTON	02/27/10	94-69	W	27	63	.429	7	24	.292	8	16	.500	16	22	38	32.7	20	23	16	3	3	69	68.5
at Northwestern St	3/3/10	103-75	W	24	63	.381	8	24	.333	19	36	.528	16	27	43	33.1	25	18	15	6	10	75	68.8
at Texas State	03/06/10	97-101	Lot	36	72	.500	9	19	.474	20	33	.606	16	28	44	33.4	27	23	11	4	5	101	69.9
vs Nicholls	03/10/10	62-57	W	20	51	.392	6	23	.261	11													

GAME-BY-GAME STARTING LINE-UPS

Opponent	Forward	Forward	Center	Guard	Guard
LeTourneau	Brown	Crow	Clavell	Mitchell	Allmond
Texas College	Zulu	Crow	Clavell	Mitchell	Pevehouse
at Kentucky	Zulu	Crow	Clavell	Mitchell	Allmond
at CSU	Zulu	Crow	Clavell	Mitchell	Allmond
vs. ORU	Brown	Crow	Clavell	Mitchell	Allmond
vs. Rider	Brown	Crow	Clavell	Mitchell	Allmond
MAC	Brown	Crow	Clavell	Mitchell	Allmond
La-Lafayette	Brown	Crow	Clavell	Mitchell	Allmond
Ecclesia	Brown	Crow	Clavell	Murray	Allmond
at Auburn	Bootle	Crow	Clavell	Mitchell	Allmond
FIU	Bootle	Crow	Clavell	Murray	Allmond
Wright St.	Bootle	Crow	Clavell	Mitchell	Allmond
W. Mich	Brown	Crow	Clavell	Mitchell	Allmond
SFA	Brown	Crow	Clavell	Mitchell	Allmond
SE LA	Brown	Crow	Clavell	Mitchell	Allmond
Texas St.	Bootle	Crow	Clavell	Mitchell	Allmond
UTA	Bootle	Crow	Clavell	Mitchell	Allmond
Lamar	Bootle	Crow	Clavell	Mitchell	Allmond
TAMUCC	Bootle	Crow	Clavell	Mitchell	Allmond
UTSA	Bootle	Crow	Clavell	Mitchell	Allmond
UCA	Brown	Crow	Clavell	Mitchell	Allmond
Nicholls	Bootle	Crow	Clavell	Mitchell	Allmond
TAMUCC	Brown	Crow	Clavell	Mitchell	Allmond
Lamar	Brown	Crow	Clavell	Mitchell	Allmond
UTSA	Brown	Crow	Clavell	Mitchell	Allmond
McNeese	Brown	Crow	Clavell	Mitchell	Allmond
UTA	Brown	Crow	Clavell	Mitchell	Allmond
NW St.	Brown	Crow	Clavell	Mitchell	Allmond
TX St.	Brown	Crow	Clavell	Mitchell	Allmond
Nicholls	Brown	Crow	Clavell	Mitchell	Allmond
SE LA	Bootle	Crow	Clavell	Mitchell	Allmond
SFA	Brown	Crow	Clavell	Mitchell	Allmond

SAM HOUSTON BY HALVES

	-----First Half-----					-----Second Half-----				
	Score		Shooting			Score		Shooting		
	SH	Foe	FG	FGA	Pct	SH	Foe	FG	FGA	Pct
LeTourneau	31	20	13	35	.371	42	22	16	30	.533
Texas College	47	26	20	33	.606	44	28	18	32	.563
Kentucky	42	53	14	35	.400	50	49	15	42	.357
Cleveland St	36	43	13	27	.481	29	37	9	28	.321
Oral Roberts	34	30	14	31	.452	37	25	14	25	.560
Rider	33	33	11	35	.314	47	35	16	30	.533
MAC	49	29	17	36	.472	38	26	13	28	.464
LA-Lafayette	48	42	13	29	.448	37	53	13	30	.433
Ecclesia	33	18	14	36	.389	36	22	11	28	.393
Auburn	58	42	21	32	.656	49	47	17	34	.500
FIU	42	37	14	27	.519	51	26	19	25	.760
Wright St	21	44	18	28	.643	27	44	14	28	.500
W. Michigan	47	35	20	40	.500	26	39	10	26	.385
SFA	29	22	12	34	.353	37	35	14	27	.519
SE La	38	35	13	35	.371	46	44	12	30	.400
Texas St.	43	31	14	34	.412	52	33	15	24	.625
UTA	39	24	16	34	.471	28	40	8	25	.320
Lamar	48	31	16	28	.571	42	32	15	30	.500
TAMUCC	30	29	10	25	.400	40	29	14	26	.538
UTSA	31	22	11	28	.393	42	45	15	28	.536
UCA	41	36	17	27	.630	34	34	10	25	.400
Nicholls	34	25	10	18	.556	41	44	12	19	.632
TAMUCC	52	31	19	33	.576	38	43	16	26	.615
Lamar	33	16	13	25	.520	33	38	11	27	.407
UTSA	44	42	16	31	.516	33	35	11	28	.393
McNeese	45	19	16	33	.485	29	37	8	28	.286
UTA	51	28	19	37	.514	43	41	14	31	.452
NW St	57	35	37	72	.514	46	40	16	33	.485
Texas St.	45	39	17	31	.548	42	48	11	26	.423
Nicholls	32	27	10	19	.526	30	30	8	17	.471
SE LA	44	41	14	33	.424	44	44	15	34	.441
SFA	35	19	14	28	.500	29	29	7	18	.389

BEARKATS IN THE LAST FIVE MINUTES

	FG-Att	Pct.	3Pt-Att	Pct.	FT-Att	Pct.	Pts.
10 Allmond, Corey	19-42	.452	9-28	.321	14-17	.824	61
14 Clavell, Gilberto	14-20	.700	0-0	.000	31-43	.721	59
01 Mitchell, Ashton	12-30	.400	3-8	.375	28-34	.824	55
21 Pevehouse, Lance	8-26	.308	6-20	.300	21-30	.700	43
11 Crow, Josten	10-16	.625	3-4	.750	14-25	.560	37
05 Murray, Drae	8-29	.276	4-13	.308	12-16	.750	32
15 Brown, Preston	4-10	.400	0-3	.000	11-15	.733	19
23 Cooper, Marco	6-8	.750	0-0	.000	2-4	.500	14
20 Thompson, Aaron	5-11	.455	3-6	.500	0-0	.000	13
25 Bootle, Antuan	3-4	.750	0-0	.000	0-1	.000	6
24 Zulu, Arthur	1-7	.143	0-0	.000	1-2	.500	3
Total.....	83-188	.441	26-76	.342	119-167	.713	311
Opponents.....	95-216	.440	24-84	.286	119-177	.672	333

2010 Bearkats In The SHSU Record Book

POINTS - SINGLE GAME

47	James Lister	East Texas	H	1970-71
45	James Lister	Tarleton St.	H	1969-70
45	Seneca Wall	Texas-Arlington	H*	2000-01
44	James Lister	Tarleton St.	H	1969-70
44	James Lister	Angelo St.	H	1969-70
43	Murray Mitchell	Trinity U.	H	1947-48
39	James Lister	Western New Mexico	T	1970-71
39	James Lister	Tarleton St.	H	1969-70
39	Melvin Moore	Texas A&I	H	1975-76
38	Robert White	Howard Payne	H	1970-71
37	COREY ALLMOND	Kentucky	A*	2009-10
37	Walter Lee	Texas Lutheran	H	1954-55
37	Mike Newell	Stephen F. Austin	H	1971-72
37	Melvin Moore	Dallas Baptist	H	1973-74
37	Regi Harris	Mary Hardin-Baylor	A	1982-83
37	Milton Hamilton	Concordia Lutheran	H	1990-91
37	Mike Dillard	Mary Hardin-Baylor	H	1994-95
36	Tom Sewell	Texas Wesleyan	H	1952-53
36	Tom Sewell	East Texas Baptist	H	1952-53
36	Felton Freeman	TCU	A	2002-03
36	ASHTON MITCHELL	Lamar	A*	2008-09

THREE POINT FIELD GOALS - SINGLE GAME

11	COREY ALLMOND	Kentucky	A*	2009-10
8	Derrick Williams	UT-Pan American	A	1988-89
8	Derick Preston	Northwestern St.	H*	1993-94
8	COREY ALLMOND	Schreiner	H	2008-09
7	COREY ALLMOND	Texas-Arlington	A*	2008-09
7	Roosevelt Moore	Wisconsin	A	1991-92
7	Derick Preston	Texas-Arlington	A*	1993-94
7	Mike Dillard	Arkansas-Little Rock	H*	1995-96
7	Derick Preston	NE Louisiana	H*	1995-96
7	Felton Freeman	Lamar	A*	2001-02
7	Felton Freeman	TCU	A*	2002-03
7	Robert Shannon	Arkansas	A*	2002-03
7	Robert Shannon	McNeese St.	A*	2002-03

FREE THROWS MADE - SINGLE GAME

22	ASHTON MITCHELL	Lamar	A*	2008-09
20	Yommy Sangodeyi	Howard Payne	A	1982-83
19	Seneca Wall	Texas-Arlington	H*	2000-01

ASSISTS - SINGLE GAME

18	Bill Froehntnich	Abilene Christian	H	1975-76
18	Scott Horstman	Dallas Baptist	H	1983-84
16	Ray Johnson	Northeast Louisiana	H*	1990-91
15	Scott Horstman	Abilene Christian	H	1980-81
15	Scott Horstman	Howard Payne	H	1980-81
15	Scott Horstman	Texas Lutheran	H	1982-83
15	Scott Horstman	Southwest Texas	H	1982-83
15	Jejuan Plair	Stephen F. Austin	H*	2005-06
15	ASHTON MITCHELL	Wright State	H*	2008-09

*NCAA Division I Opponent

3 PT. FGS - SEASON

	Year	FG	FGA	Pct.	
1.	COREY ALLMOND	2008-09	99	227	.436
2.	COREY ALLMOND	2009-10	94	250	.376
3.	Derrick Williams	1988-89	93	241	.386
4.	Joe Thompson	2004-05	77	199	.376
5.	Jeremy Burkhalter	1999-00	74	189	.392

ASSISTS - SEASON

	Year	GP	Ast.	Avg.	
1.	Scott Horstman	1983-84	27	8.9	
2.	Scott Horstman	1982-83	30	7.5	
3.	ASHTON MITCHELL	2008-09	30	206	6.9
4.	Ray Johnson	1990-91	24	193	8.0
5.	Tom Keyes	1988-89	28	186	6.6

CAREER SCORING

	Seasons	GP	Pts.	Avg.	
1.	James Lister	1970-73	105	2,304	21.9
2.	Bruce Allen	1983-86	116	1,995	17.2
3.	Jeremy Burkhalter	1998-01	110	1,689	15.4
4.	Anthony Carroll	1979-82	111	1,495	13.5
5.	Derick Preston	1993-96	104	1,451	14.0
6.	David Amaya	1997-00	107	1,445	13.5
7.	Ryan Bright	2005-08	123	1,429	11.6
8.	Tracy Pearson	1986-89	108	1,406	13.0
9.	Tom Sewell	1952-54	70	1,375	19.6
10.	Robert White	1971-73	78	1,241	15.9
11.	Reggie Harris	1983-85	82	1,238	15.1
12.	Yommy Sangodeyi	1982-84	88	1,208	13.7
13.	Bruce Hodges	1985-88	112	1,171	10.5
14.	Quinton McLeod	1993-96	105	1,156	11.0
15.	Mike Dillard	1995-98	80	1,146	14.3
16.	Chris Jordan	2003-06	116	1,139	9.8
17.	Terry Mathis	1969-71	77	1,130	14.7
18.	Johnny Scheer	1955-60	101	1,104	10.9
19.	ASHTON MITCHELL	2007-10	124	1,096	8.8
20.	Al Adams	1954-56	99	1,055	10.7
21.	Bill Mehrens	1967-68	61	1,036	17.0
22.	Donald Cole	2002-03	55	984	17.9
23.	Melvin Moore	1975-76	59	977	16.6
24.	James Holcombe	1974-76	85	975	11.5
25.	COREY ALLMOND	2009-10	62	969	15.6
26.	Roosevelt Moore	1991-94	80	967	12.1
27.	Walter Lee	1953-55	70	957	13.7
28.	Buddy Levy	1968-71	91	955	10.5
29.	Boney Watson	1997-00	105	948	9.0
30.	Dickie Farris	1961-64	94	940	10.0
31.	Carl Davis	1956-58	78	918	11.8
32.	Seneca Wall	2000-01	58	909	15.7
33.	Joe Thompson	2004-05	58	908	15.7
34.	Lorenzo Duncan	1985-86	61	862	14.1
35.	Frank Mata	1994-96	80	840	10.5

CAREER 3 PT. FGS

	Seasons	FG	FGA	Pct.	
1.	Jeremy Burkhalter	1998-01	209	607	.344
2.	Roosevelt Moore	1991-94	198	453	.437
3.	COREY ALLMOND	2009-10	193	477	.405
4.	Mike Dillard	1995-98	189	512	.369
5.	Derick Preston	1993-96	181	480	.377

CAREER 3 PT. FG PCT.

	Seasons	FG	FGA	Pct.	
1.	Roosevelt Moore	1991-94	198	453	.437
2.	Felton Freeman	2002-03	73	176	.415
3.	COREY ALLMOND	2009-10	193	477	.405
4.	Chris Jordan	2003-06	88	224	.393
5.	Derrick Williams	1988	93	241	.385

CAREER ASSISTS

	Seasons	GP	Ast.	Avg.	
1.	Scott Horstman	1981-84	119	813	6.8
2.	Boney Watson	1997-00	105	569	5.4
3.	ASHTON MITCHELL	2007-10	124	561	4.5
4.	Tim Keyes	1987-89	83	384	4.6
5.	Jejuan Plair	2006-07	62	347	5.6